

ALBUQUERQUE TALENT DEVELOPMENT ACADEMY

1800 Atrisco Dr NW  
Albuquerque, NM 87120  
PHONE: 505-503-2465

# **Executive Financial Report**

**As of October 31, 2020**

## Financial Highlights

Key financial highlights are as follows:

- ATDA has a total of \$51,126 in negative fund balance among six funds for October.
- ATDA has spent 82% of Operational budget.
- ATDA has the necessary minimum cash reserve to maintain acceptable liquidity coming into FY2020-2021.

## Governing Council Action Items

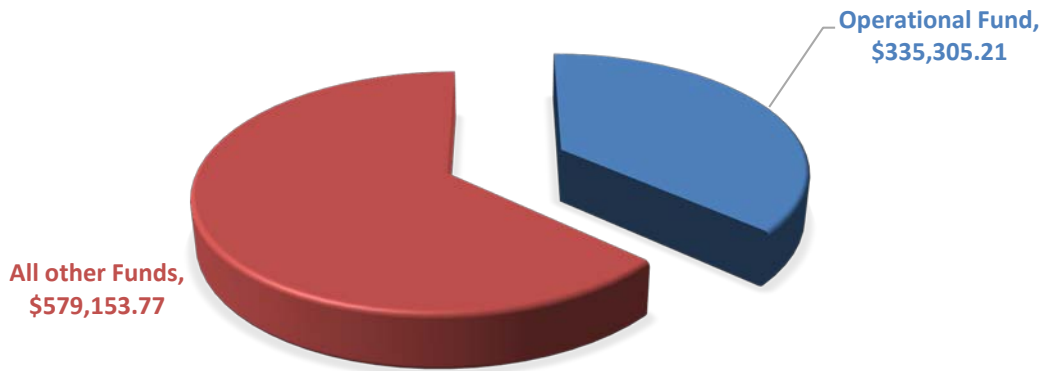
- I. **BUDGET**
  - BAR 0006-D FOR FUND 24301 CARES ACT
  - BAR 0007-M FOR FUND 24101 TITLE I
  - BAR 0008-M FOR FUND 24101 TITLE I
- II. **FINANCIAL STATEMENT REPORTS AS OF OCTOBER 31, 2020**
  - Balance Sheet Report
  - Statement of Revenues, Expenditures, and Changes in Fund Balance
  - Budget to Actual – Expenditure and Revenue
- IV. **BANK RECONCILIATION REPORT**
  - October 31, 2020
- V. **PAYROLL & ACCOUNTS PAYABLE PAYMENT VOUCHERS**
  - October 31, 2020

## Overview of Financial Position and Operations

### Balance Sheet:

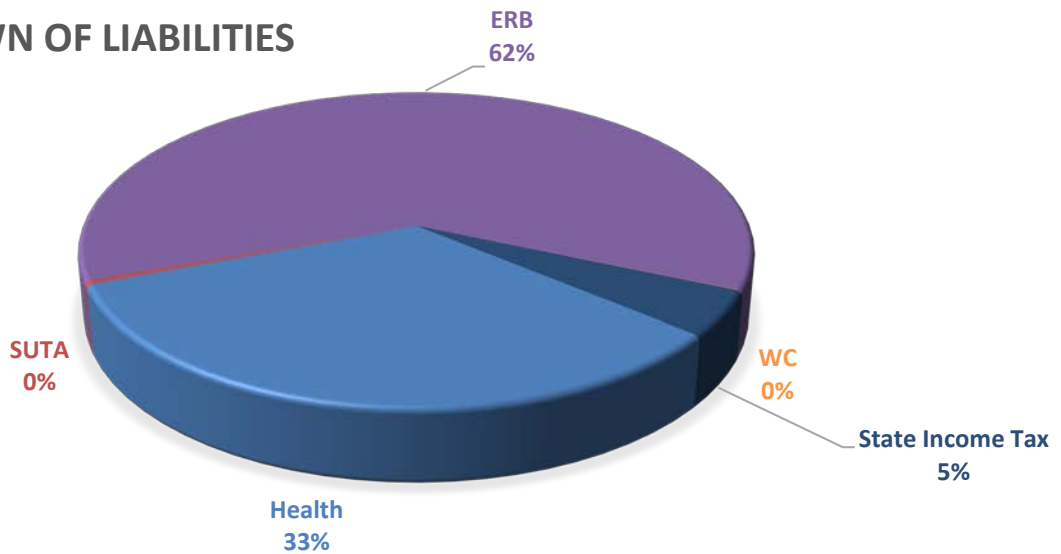
Albuquerque Talent Development Academy's only bank account reports the balance by fund totaling \$914,458.98 as of October 31, 2020. The Operational fund currently possesses approximately 37% of the cash of the schools funds.

### NM BANK & TRUST



There are currently 5 different liability accounts of which the largest is ERB at 62%. The total amounts for the liability balance is \$36,612.12.

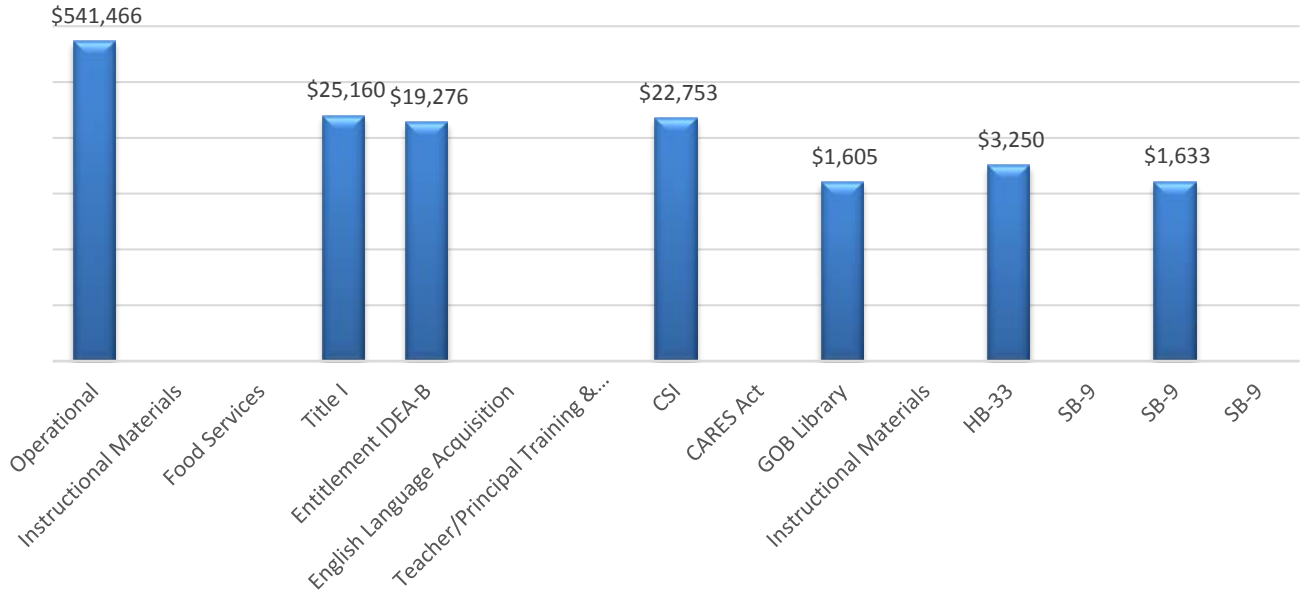
### BREAKDOWN OF LIABILITIES



**Income Statement:**

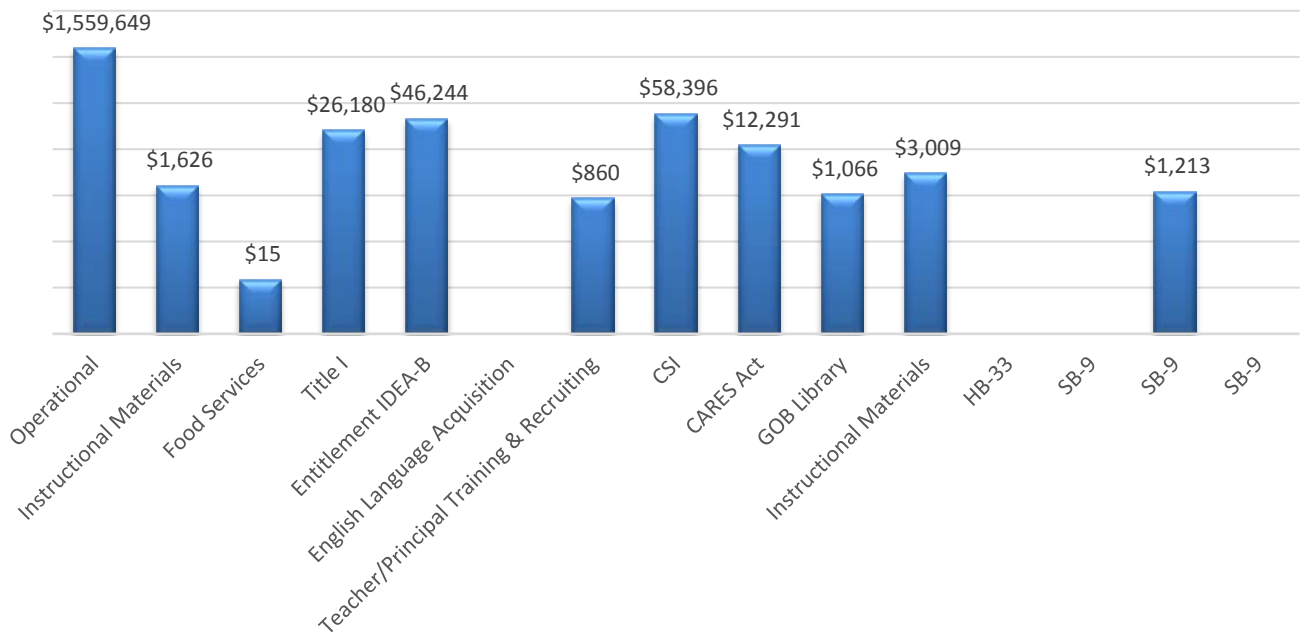
Albuquerque Talent Development Academy is heavily dependent on revenue from the Operational fund, which accounts for 85% of total revenues received as of October 31, 2020.

**Revenue**



The majority of the expenditures were spent from the Operational fund at 93%. \*We cannot spend HB-33 until we are in Lease-Purchase Agreement.\*

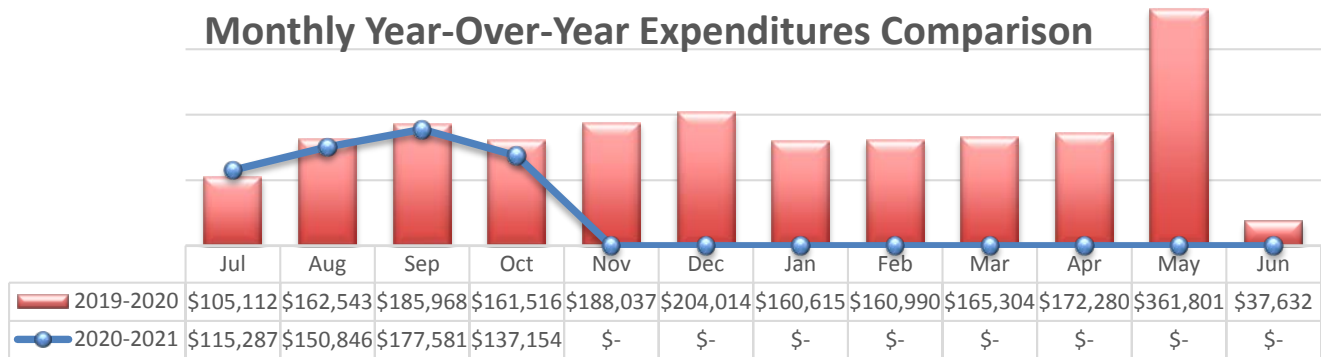
**Expenses**



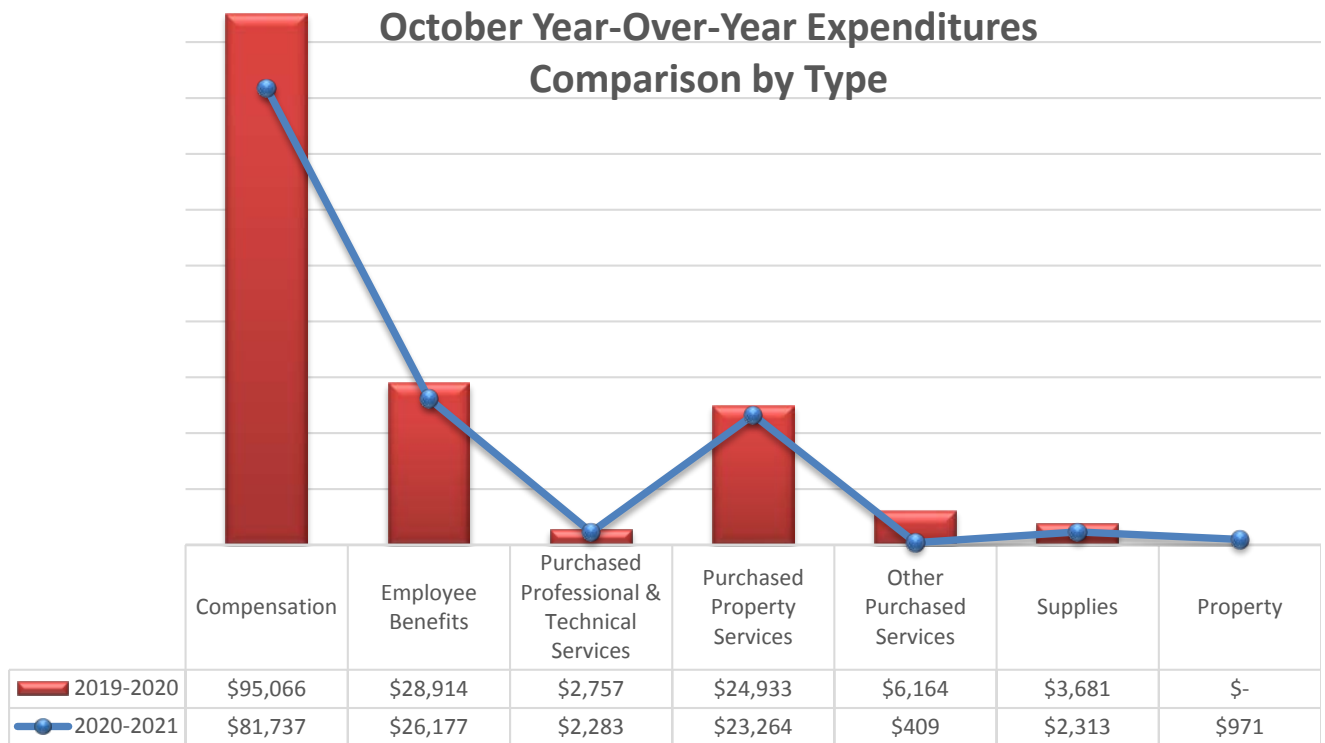
## Expenditure Analytical Review

There was a \$24,362 decrease in ATDA's monthly expenditures over last year's total monthly expenditures for October, which is a result of decreased expenses in all categories.

### Monthly Year-Over-Year Expenditures Comparison



### October Year-Over-Year Expenditures Comparison by Type

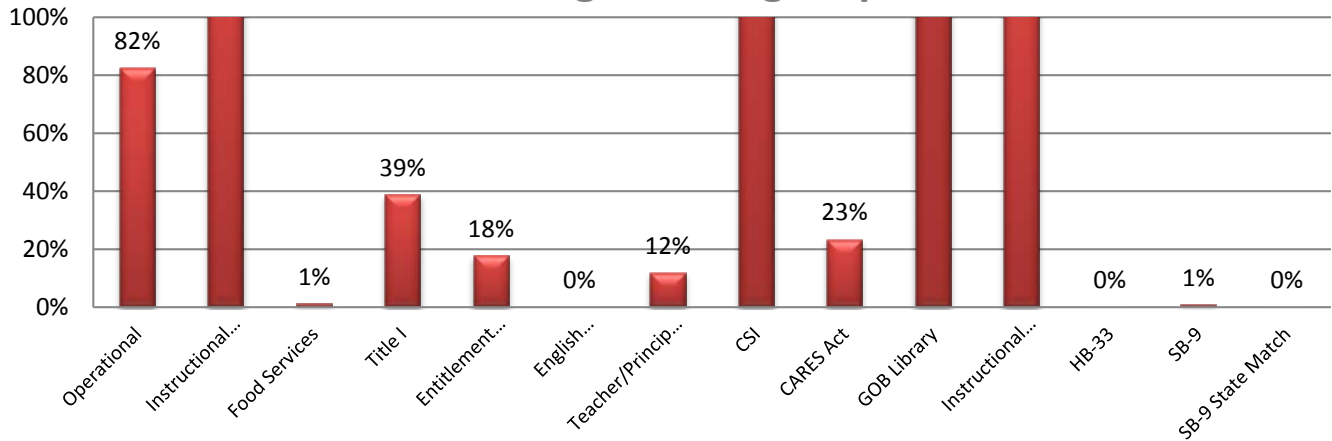


YoY	Oct	Total
Compensation	\$ (13,329)	\$ (36,795)
Employee Benefits	\$ (2,737)	\$ (4,693)
Purchased Professional & Technical Services	\$ (475)	\$ (3,859)
Purchased Property Services	\$ (1,668)	\$ (8,061)
Other Purchased Services	\$ (5,756)	\$ (15,632)
Supplies	\$ (1,368)	\$ 34,719
Property	\$ 971	\$ 50
Debt Service and Miscellaneous	\$ -	\$ -
<b>Total</b>	<b>\$ (24,362)</b>	<b>\$ (34,271)</b>

### Budget to Actual:

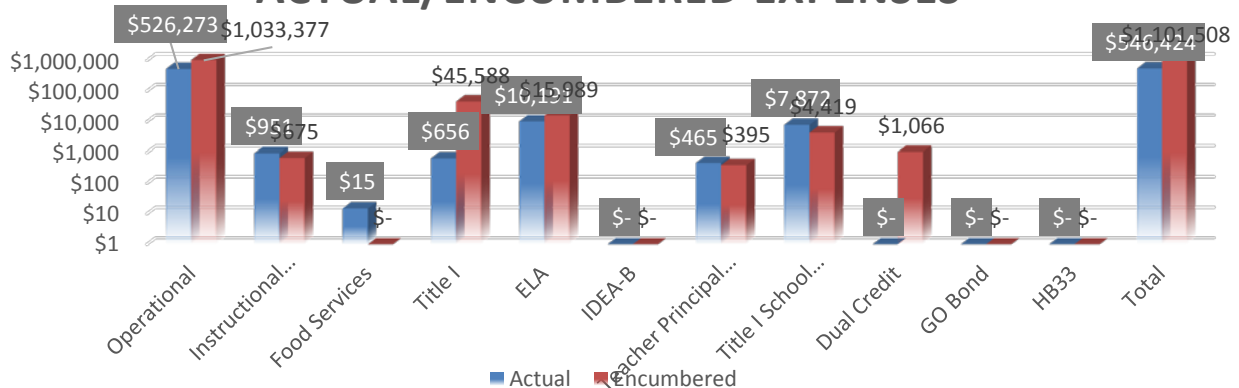
Percentage of budget spent includes actual and encumbered expenses. The dollar amounts are indicated on the second graph. The breakdown for actual versus encumbered is indicated in the third graph below.

### Percentage of Budget Spent



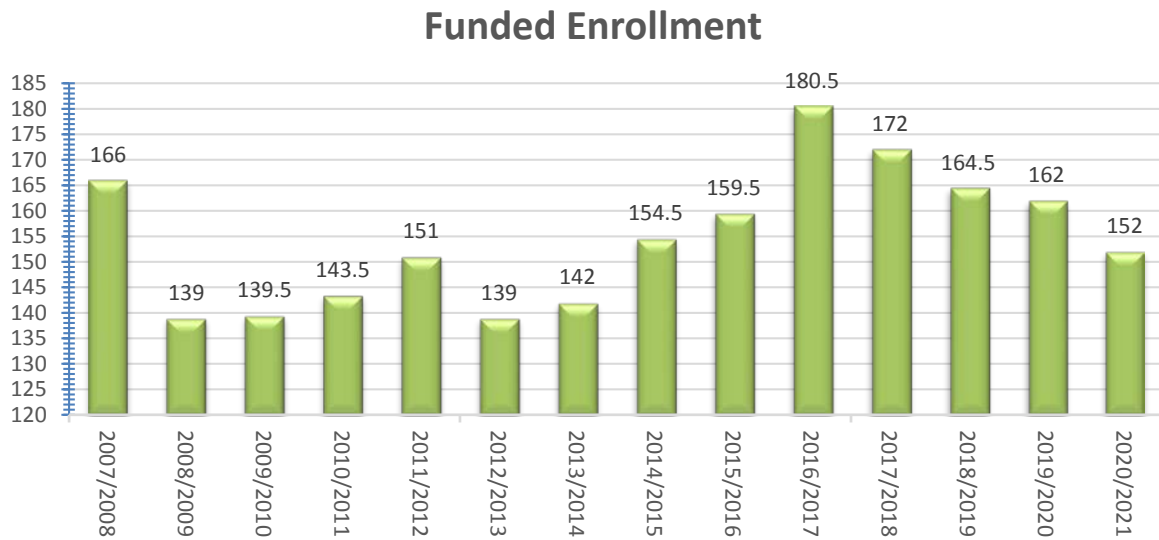
Fund	Fund Balance	Revenue			Expenditures		
	Budgeted	Budget (YTD)	Actual (YTD)	Balance	Budget (YTD)	Actual + Enc (YTD)	Balance
Operational	\$ 225,000	\$ 1,669,061	\$ 541,466	\$ 1,127,595	\$ 1,894,061	\$ 1,559,649	\$ 334,412
Instructional Materials	\$ 2,124	0	0	\$ -	\$ 2,124	\$ 1,626	\$ 498
Food Services	\$ 1,500	0	0	\$ -	\$ 1,500	\$ 15	\$ 1,485
Title I	\$ -	\$ 28,616	\$ 25,160	\$ 3,456	\$ 28,616	\$ 26,180	\$ 2,436
Entitlement IDEA-B	\$ -	\$ 48,773	\$ 19,276	\$ 29,497	\$ 48,773	\$ 46,244	\$ 2,529
English Language Acquisition	\$ -	\$ 1,140	\$ -	\$ 1,140	\$ 1,140	\$ -	\$ 1,140
Teacher/Principal Training & R	\$ -	\$ 6,468	\$ (496)	\$ 6,964	\$ 6,468	\$ 860	\$ 5,608
CSI	\$ -	\$ 31,882	\$ 22,753	\$ 9,129	\$ 31,882	\$ 58,396	\$ (26,514)
CARES Act	\$ -	\$ 44,715	\$ -	\$ 44,715	\$ 44,715	\$ 12,291	\$ 32,424
GOB Library	\$ -	\$ 1,753	\$ 1,605	\$ 148	\$ 1,753	\$ 1,066	\$ 687
Instructional Materials	\$ 3,009	0	0	\$ -	\$ 3,009	\$ 3,009	\$ -
HB-33	\$ 361,376	\$ 103,527	\$ 3,250	\$ 100,277	\$ 464,903	\$ -	\$ 464,903
SB-9	\$ -	\$ 401	\$ -	\$ 401	\$ 401	\$ -	\$ 401
SB-9	\$ 124,132	\$ 52,434	\$ 1,633	\$ 50,801	\$ 176,566	\$ 1,213	\$ 175,353
SB-9	\$ -	0	0	\$ -	0	\$ -	\$ -
<b>Total</b>	<b>\$ 717,141</b>	<b>\$ 1,988,770</b>	<b>\$ 614,647</b>	<b>\$ 1,374,123</b>	<b>\$ 2,705,911</b>	<b>\$ 1,710,549</b>	<b>\$ 995,362</b>

### ACTUAL/ENCUMBERED EXPENSES



## Relevant Current Economic Factors, Decisions and Conditions

- ATDA is funded based on 152 students for 2020-2021.
- 40% Phase-out of the Small School Size Adjustment for FY21
- Special Legislative Session will change the FY21 unit value
  - Unit Value Decreased from \$4,758.10 to \$4,531.74
  - Decrease of \$79,308
- Approved for ELTP
  - Increase of \$63,508
- Net Decrease of \$15,800



## Request for Information

This financial report is designed to provide various interested parties with a general overview of ATDA's finances. If you have any questions about this report or require additional information, contact ATDA's Finance Department as follows:

Whitney Galindo, Business Manager  
(505) 503-2465  
[whitneyg@atdacademy.org](mailto:whitneyg@atdacademy.org)

Physical and Mailing Address:  
1800 Atrisco Rd NW  
Albuquerque, NM 87120

Must submit backup for all BARs,  
except transfers of funds for SEG or  
direct grants

**STATE OF NEW MEXICO**  
**PUBLIC EDUCATION DEPARTMENT**  
300 Don Gaspar Santa Fe, NM 87501-2786  
**Budget Adjustment Request**

Doc. ID: 001-016-2021-0006-D  
Fund Type: Flowthrough  
Adjustment Type: Decrease

Fiscal Year: 2020-2021

Entity Name: Albuquerque Talent Development

Adjustment Changes Intent/Scope of Program Yes or No?: No

Contact: Whitney Galindo, Business Manager

Total Approved Budget (Flowthrough):

Phone: 505-803-6781

Email: whitneyg@atdacademy.org

<b>FLOWTHROUGH ONLY</b>	Budget Period: 07/01/2020	To: 06/30/2021
A. Approved Carryover:		
B. Total Current Year Allocation:		
D. Total Funding Available:		

Revenue 24301.0000.41924 (\$194)

Fund	Function	Object	Program	Job Class	Present Budget	Adj Amt Exp	Adj Budget	ADD'L FTE
24301 CARES Act	1000 Instruction	56113 Software	1010 Regular Education (K- 12) Programs	0000 No Job Class	\$14,715	(\$194)	\$14,521	
Sub Total						(\$194)		
Indirect Cost								
DOC. TOTAL						(\$194)		

**Justification:**

CARES Adjustment #1

Compliance with Sections 10-15-1 and 22-8-12, NMSA, 1978 Compilation:

A. The requested budget/changes were authorized at a scheduled Board of Education or Governance Council meeting open to the public on:

B. Justification for the transfer: Explanation such as "underbudgeted", "insufficient budget", or "needed to close out Project" ARE NOT ACCEPTABLE. Attach additional sheets if necessary.

ALL TRANSFER BARS MUST NET OUT TO ZERO ON THE DOC. TOTAL LINE.



Must submit backup for all BARs, except transfers of funds for SEG or direct grants

**STATE OF NEW MEXICO**  
**PUBLIC EDUCATION DEPARTMENT**  
 300 Don Gaspar Santa Fe, NM 87501-2786  
**Budget Adjustment Request**

Doc. ID: 001-016-2021-0007-M  
 Fund Type: Flowthrough  
 Adjustment Type: Maintenance

Fiscal Year: 2020-2021

Entity Name: Albuquerque Talent Development

Adjustment Changes Intent/Scope of Program Yes or No?: No

Contact: Whitney Galindo, Business Manager

Total Approved Budget (Flowthrough):

Phone: 505-803-6781

Email: whitneyg@atdacademy.org

<b>FLOWTHROUGH ONLY</b>	Budget Period: 07/01/2020	To: 06/30/2021
A. Approved Carryover:		
B. Total Current Year Allocation:		
D. Total Funding Available:		

Fund	Function	Object	Program	Job Class	Present Budget	Adj Amt Exp	Adj Budget	ADD'L FTE
24101 Title I - ESEA	1000 Instruction	56118 General Supplies and Materials	1010 Regular Education (K- 12) Programs	0000 No Job Class	\$999	(\$170)	\$829	
24101 Title I - ESEA	1000 Instruction	52710 Workers Compensation Premium	0000 No Program	0000 No Job Class		\$169	\$169	
24101 Title I - ESEA	1000 Instruction	52720 Workers Compensation Employer's Fee	0000 No Program	0000 No Job Class		\$1	\$1	
					Sub Total	\$0		
					<b>Indirect Cost</b>			
					<b>DOC. TOTAL</b>	\$0		

**Justification:**

Budget Maintenance

Compliance with Sections 10-15-1 and 22-8-12, NMSA, 1978 Compilation:

A. The requested budget/changes were authorized at a scheduled Board of Education or Governance Council meeting open to the public on:

B. Justification for the transfer: Explanation such as "underbudgeted", "insufficient budget", or "needed to close out Project" ARE NOT ACCEPTABLE. Attach additional sheets if necessary.

ALL TRANSFER BARS MUST NET OUT TO ZERO ON THE DOC. TOTAL LINE.



# Albuquerque Talent Development Academy

## Bank Account Reconciliation Report (GL Reconciliation)

Accounting Cycle: FY2020-2021; Bank: NM Bank & Trust - ; Bank Account: 6186746 - Main Checking; Statement Date: 10/31/2020; Include Unposted

Transactions: No; Created On: 11/13/2020 1:54:52 PM

	<b>Bank Reconciliation</b>	<b>+</b>	<b>Outstanding</b>	<b>=</b>	<b>ExpectedGL</b>	<b>-</b>	<b>ActualGL</b>	<b>1</b>	<b>Difference</b>
Beginning Balance	\$916,976.53	+	(\$4,266.33)	=	\$912,710.20	-	\$912,710.20	=	\$0.00
Deposits/Debits	\$139,125.62	+	\$0.00	=	\$139,125.62	-	\$139,125.62	=	\$0.00
Withdrawals/Credits	(\$137,698.12)	+	\$321.28	=	(\$137,376.84)	-	(\$137,376.84)	=	\$0.00
<b>Sub Total</b>	<b>\$918,404.03</b>		<b>(\$3,945.05)</b>		<b>\$914,458.98</b>		<b>\$914,458.98</b>		<b>\$0.00</b>

# Albuquerque Talent Development Academy

## Balance Sheet Report

Cycle: FY2020-2021; Fund Class: [All]; Fund Columns: [All Non-Zero Funds]; Account Expression: ([Fund] >= "11000") ; Balance Date: 10/31/2020; Detail: No; Created On: 11/13/2020 3:46:36 I

Description	11000	14000	21000	24101	24106	24154
11012 - NM Bank & Trust	\$335,305.21	\$2,917.96	\$1,617.09	(\$10,139.39)	(\$627.41)	(\$465.00)
11031 - Cash on Hand	\$0.00	\$0.00	\$50.00	\$0.00	\$0.00	\$0.00
<b>Subtotal of Account Type: Asset</b>	<b>\$335,305.21</b>	<b>\$2,917.96</b>	<b>\$1,667.09</b>	<b>(\$10,139.39)</b>	<b>(\$627.41)</b>	<b>(\$465.00)</b>
<b>Subtotal of Account Group: Assets</b>	<b>\$335,305.21</b>	<b>\$2,917.96</b>	<b>\$1,667.09</b>	<b>(\$10,139.39)</b>	<b>(\$627.41)</b>	<b>(\$465.00)</b>
23124 - State Retirement System Contributions(Employee)	\$9,635.02	\$0.00	\$0.00	\$9.76	\$0.00	\$0.00
23125 - Health Insurance (Employee)	\$5,061.76	\$0.00	\$0.00	\$0.00	\$0.00	\$0.00
23126 - Unemployment Insurance	\$4.69	\$0.00	\$0.00	\$26.64	\$0.00	\$0.00
23127 - Workers' Compensation (Employee)	\$6.00	\$0.00	\$0.00	\$0.00	\$0.00	\$0.00
23134 - State Retirement System Contributions (Employer)	\$12,885.46	\$0.00	\$0.00	\$13.46	\$0.00	\$0.00
23135 - Health Insurance (Employer)	\$6,730.10	\$0.00	\$0.00	\$0.00	\$0.00	\$0.00
23137 - Workers' Compensation (Employer)	\$6.90	\$0.00	\$0.00	\$0.00	\$0.00	\$0.00
23142 - State Income Tax	\$1,655.05	\$0.00	\$0.00	\$1.76	\$29.00	\$0.00
<b>Subtotal of Account Type: Liability</b>	<b>\$35,984.98</b>	<b>\$0.00</b>	<b>\$0.00</b>	<b>\$51.62</b>	<b>\$29.00</b>	<b>\$0.00</b>
32300 - Unreserved Fund Balance	\$284,127.22	\$3,869.17	\$1,682.09	(\$25,160.32)	(\$19,276.09)	\$496.25
Net Increase/Decrease	\$15,193.01	(\$951.21)	(\$15.00)	\$14,969.31	\$18,619.68	(\$961.25)
<b>Subtotal of Account Type: Fund Balance/Retained Earnings</b>	<b>\$299,320.23</b>	<b>\$2,917.96</b>	<b>\$1,667.09</b>	<b>(\$10,191.01)</b>	<b>(\$656.41)</b>	<b>(\$465.00)</b>
<b>Subtotal of Account Group: Liabilities/Fund Balance</b>	<b>\$335,305.21</b>	<b>\$2,917.96</b>	<b>\$1,667.09</b>	<b>(\$10,139.39)</b>	<b>(\$627.41)</b>	<b>(\$465.00)</b>

PM

24189	24190	24301	27107	27109	27125	27130	31200	31600
\$0.00	(\$30,888.84)	(\$7,872.46)	\$0.00	(\$505.76)	\$0.50	\$0.00	\$0.01	\$444,185.45
\$0.00	\$0.00	\$0.00	\$0.00	\$0.00	\$0.00	\$0.00	\$0.00	\$0.00
<b>\$0.00</b>	<b>(\$30,888.84)</b>	<b>(\$7,872.46)</b>	<b>\$0.00</b>	<b>(\$505.76)</b>	<b>\$0.50</b>	<b>\$0.00</b>	<b>\$0.01</b>	<b>\$444,185.45</b>
<b>\$0.00</b>	<b>(\$30,888.84)</b>	<b>(\$7,872.46)</b>	<b>\$0.00</b>	<b>(\$505.76)</b>	<b>\$0.50</b>	<b>\$0.00</b>	<b>\$0.01</b>	<b>\$444,185.45</b>
\$0.00	\$101.12	\$0.00	\$0.00	\$0.00	\$0.00	\$0.00	\$0.00	\$0.00
\$0.00	\$125.10	\$0.00	\$0.00	\$0.00	\$0.00	\$0.00	\$0.00	\$0.00
\$0.00	\$0.00	\$0.00	\$0.00	\$0.00	\$0.00	\$0.00	\$0.00	\$0.00
\$0.00	\$0.00	\$0.00	\$0.00	\$0.00	\$0.00	\$0.00	\$0.00	\$0.00
\$0.00	\$139.58	\$0.00	\$0.00	\$0.00	\$0.00	\$0.00	\$0.00	\$0.00
\$0.00	\$164.36	\$0.00	\$0.00	\$0.00	\$0.00	\$0.00	\$0.00	\$0.00
\$0.00	\$0.00	\$0.00	\$0.00	\$0.00	\$0.00	\$0.00	\$0.00	\$0.00
\$0.00	\$16.36	\$0.00	\$0.00	\$0.00	\$0.00	\$0.00	\$0.00	\$0.00
<b>\$0.00</b>	<b>\$546.52</b>	<b>\$0.00</b>	<b>\$0.00</b>	<b>\$0.00</b>	<b>\$0.00</b>	<b>\$0.00</b>	<b>\$0.00</b>	<b>\$0.00</b>
(\$634.00)	(\$22,753.10)	\$0.00	(\$1,605.21)	\$2,503.24	\$0.50	(\$500.00)	\$0.01	\$440,935.91
\$634.00	(\$8,682.26)	(\$7,872.46)	\$1,605.21	(\$3,009.00)	\$0.00	\$500.00	\$0.00	\$3,249.54
<b>\$0.00</b>	<b>(\$31,435.36)</b>	<b>(\$7,872.46)</b>	<b>\$0.00</b>	<b>(\$505.76)</b>	<b>\$0.50</b>	<b>\$0.00</b>	<b>\$0.01</b>	<b>\$444,185.45</b>
<b>\$0.00</b>	<b>(\$30,888.84)</b>	<b>(\$7,872.46)</b>	<b>\$0.00</b>	<b>(\$505.76)</b>	<b>\$0.50</b>	<b>\$0.00</b>	<b>\$0.01</b>	<b>\$444,185.45</b>

31701	31703	90001	Total
\$176,885.62	\$4,096.00	(\$50.00)	\$914,458.98
\$0.00	\$0.00	\$50.00	\$100.00
<b>\$176,885.62</b>	<b>\$4,096.00</b>	<b>\$0.00</b>	<b>\$914,558.98</b>
<b>\$176,885.62</b>	<b>\$4,096.00</b>	<b>\$0.00</b>	<b>\$914,558.98</b>
\$0.00	\$0.00	\$0.00	\$9,745.90
\$0.00	\$0.00	\$0.00	\$5,186.86
\$0.00	\$0.00	\$0.00	\$31.33
\$0.00	\$0.00	\$0.00	\$6.00
\$0.00	\$0.00	\$0.00	\$13,038.50
\$0.00	\$0.00	\$0.00	\$6,894.46
\$0.00	\$0.00	\$0.00	\$6.90
\$0.00	\$0.00	\$0.00	\$1,702.17
<b>\$0.00</b>	<b>\$0.00</b>	<b>\$0.00</b>	<b>\$36,612.12</b>
\$175,252.70	\$4,096.00	\$0.00	\$843,034.37
\$1,632.92	\$0.00	\$0.00	\$34,912.49
<b>\$176,885.62</b>	<b>\$4,096.00</b>	<b>\$0.00</b>	<b>\$877,946.86</b>
<b>\$176,885.62</b>	<b>\$4,096.00</b>	<b>\$0.00</b>	<b>\$914,558.98</b>

# Albuquerque Talent

## Statement of Revenues and

Cycle: FY2020-2021; Fund Class: [All]; Fund Columns: [All Non-Zero Funds]; Account Expression: ([Fund] >= "11000") ; Include Element

Description	Total
11000 - Operational	\$138,768.00
31600 - Capital Improvements HB-33	\$237.18
31701 - Capital Improvements SB-9 Local	\$120.44
<b>Total Revenue</b>	<b>\$139,125.62</b>
11000 - Operational	\$135,166.76
21000 - Food Services	\$15.00
24101 - Title I - IASA	\$102.34
24190 - CSI	\$1,226.26
24301 - CARES Act	\$643.73
<b>Total Expenditure</b>	<b>\$137,154.09</b>
<b>Total Other Financing Sources (Uses)</b>	<b>\$0.00</b>
<b>Excess (deficiency) of revenues and other financing sources over expenditures and other financing uses</b>	<b>\$1,971.53</b>
Fund Balance, Beginning of year	\$854,084.50
<b>Fund Balance, End of year</b>	<b>\$856,056.03</b>

# Albuquerque Talent Statement of Revenues and

Cycle: FY2020-2021; Fund Class: [All]; Fund Columns: [All Non-Zero Funds]; Account Expression: ([Fund] >= "11000") ; Include Element

Description	Total
11000 - Operational	\$541,465.68
24101 - Title I - IASA	\$25,160.32
24106 - Entitlement IDEA-B	\$19,276.09
24189 - Title IV - Student Supp Academic Achievement	\$634.00
24154 - Teacher/Principal Training & Recruiting	(\$496.25)
24190 - CSI	\$22,753.10
27107 - Literacy For Children @ Risk PED	\$1,605.21
27130 - Feminine Hygiene Products	\$500.00
31600 - Capital Improvements HB-33	\$3,249.54
31701 - Capital Improvements SB-9 Local	\$1,632.92
<b>Total Revenue</b>	<b>\$615,780.61</b>
11000 - Operational	\$526,272.67
14000 - Total Instructional Materials Sub-Fund	\$951.21
21000 - Food Services	\$15.00
24101 - Title I - IASA	\$10,191.01
24106 - Entitlement IDEA-B	\$656.41
24154 - Teacher/Principal Training & Recruiting	\$465.00
24190 - CSI	\$31,435.36
27109 - PED Safety in Schools	\$3,009.00
24301 - CARES Act	\$7,872.46
<b>Total Expenditure</b>	<b>\$580,868.12</b>
<b>Total Other Financing Sources (Uses)</b>	<b>\$0.00</b>
<b>Excess (deficiency) of revenues and other financing sources over expenditures and other financing uses</b>	<b>\$34,912.49</b>
Fund Balance, Beginning of year	\$843,034.37
<b>Fund Balance, End of year</b>	<b>\$877,946.86</b>



# Albuquerque Talent Development Academy

## Account Summary Report

Cycle: FY2020-2021; Begin Date: 10/01/2020; End Date: 10/31/2020; Account Type: Revenue; Subtotal Elements: Fund,Function; Account Expression: ([Fund] >= "11000") ; Subtotal By Account Type: No; Include Unposted Transactions: No; Created On: 11/13/2020 3:05:23 PM

Account Code	Description	Actual (Date Range)	Budget (YTD)	Actual (YTD)	Encumbrance (YTD)	Available (YTD)	% of Budget
11000-0000-41702-0000-001016-0000	Fees - Educational	\$0.00	(\$2,000.00)	(\$351.82)	\$0.00	(\$1,648.18)	17.59
11000-0000-43101-0000-001016-0000	State Equalization Guarantee	(\$138,768.00)	(\$1,667,061.00)	(\$541,113.86)	\$0.00	(\$1,125,947.14)	32.45
<b>Subtotal of Element: [Function] 0000 - Revenue</b>		<b>(\$138,768.00)</b>	<b>(\$1,669,061.00)</b>	<b>(\$541,465.68)</b>	<b>\$0.00</b>	<b>(\$1,127,595.32)</b>	<b>32.44</b>
<b>Subtotal of Element: [Fund] 11000 - Operational</b>		<b>(\$138,768.00)</b>	<b>(\$1,669,061.00)</b>	<b>(\$541,465.68)</b>	<b>\$0.00</b>	<b>(\$1,127,595.32)</b>	<b>32.44</b>
24101-0000-41924-0000-001016-0000	Flowthrough Grants from District	\$0.00	(\$28,616.00)	(\$25,160.32)	\$0.00	(\$3,455.68)	87.92
<b>Subtotal of Element: [Function] 0000 - Revenue</b>		<b>\$0.00</b>	<b>(\$28,616.00)</b>	<b>(\$25,160.32)</b>	<b>\$0.00</b>	<b>(\$3,455.68)</b>	<b>87.92</b>
<b>Subtotal of Element: [Fund] 24101 - Title I - IASA</b>		<b>\$0.00</b>	<b>(\$28,616.00)</b>	<b>(\$25,160.32)</b>	<b>\$0.00</b>	<b>(\$3,455.68)</b>	<b>87.92</b>
24106-0000-41924-0000-001016-0000	Flowthrough Grants from District	\$0.00	(\$48,773.00)	(\$19,276.09)	\$0.00	(\$29,496.91)	39.52
<b>Subtotal of Element: [Function] 0000 - Revenue</b>		<b>\$0.00</b>	<b>(\$48,773.00)</b>	<b>(\$19,276.09)</b>	<b>\$0.00</b>	<b>(\$29,496.91)</b>	<b>39.52</b>
<b>Subtotal of Element: [Fund] 24106 - Entitlement IDEA-R</b>		<b>\$0.00</b>	<b>(\$48,773.00)</b>	<b>(\$19,276.09)</b>	<b>\$0.00</b>	<b>(\$29,496.91)</b>	<b>39.52</b>
24153-0000-41924-0000-001016-0000	Flowthrough Grants from District	\$0.00	(\$1,140.00)	\$0.00	\$0.00	(\$1,140.00)	0.00
<b>Subtotal of Element: [Function] 0000 - Revenue</b>		<b>\$0.00</b>	<b>(\$1,140.00)</b>	<b>\$0.00</b>	<b>\$0.00</b>	<b>(\$1,140.00)</b>	<b>0.00</b>
<b>Subtotal of Element: [Fund] 24153 - English Language Acquisition</b>		<b>\$0.00</b>	<b>(\$1,140.00)</b>	<b>\$0.00</b>	<b>\$0.00</b>	<b>(\$1,140.00)</b>	<b>0.00</b>
24154-0000-41924-0000-001016-0000	Flowthrough Grants from District	\$0.00	(\$6,468.00)	\$496.25	\$0.00	(\$6,964.25)	-7.67
<b>Subtotal of Element: [Function] 0000 - Revenue</b>		<b>\$0.00</b>	<b>(\$6,468.00)</b>	<b>\$496.25</b>	<b>\$0.00</b>	<b>(\$6,964.25)</b>	<b>-7.67</b>
<b>Subtotal of Element: [Fund] 24154 - Teacher/Princinal Training &amp; Recruiting</b>		<b>\$0.00</b>	<b>(\$6,468.00)</b>	<b>\$496.25</b>	<b>\$0.00</b>	<b>(\$6,964.25)</b>	<b>-7.67</b>
24189-0000-41924-0000-001016-0000	Flowthrough Grants from District	\$0.00	\$0.00	(\$634.00)	\$0.00	\$634.00	0.00
<b>Subtotal of Element: [Function] 0000 - Revenue</b>		<b>\$0.00</b>	<b>\$0.00</b>	<b>(\$634.00)</b>	<b>\$0.00</b>	<b>\$634.00</b>	<b>0.00</b>
<b>Subtotal of Element: [Fund] 24189 - Title IV - Student Supp Academic Achievement</b>		<b>\$0.00</b>	<b>\$0.00</b>	<b>(\$634.00)</b>	<b>\$0.00</b>	<b>\$634.00</b>	<b>0.00</b>
24190-0000-41924-0000-001016-0000	Flowthrough Grants from District	\$0.00	(\$31,882.00)	(\$22,753.10)	\$0.00	(\$9,128.90)	71.36
<b>Subtotal of Element: [Function] 0000 - Revenue</b>		<b>\$0.00</b>	<b>(\$31,882.00)</b>	<b>(\$22,753.10)</b>	<b>\$0.00</b>	<b>(\$9,128.90)</b>	<b>71.37</b>
<b>Subtotal of Element: [Fund] 24190 - CSI</b>		<b>\$0.00</b>	<b>(\$31,882.00)</b>	<b>(\$22,753.10)</b>	<b>\$0.00</b>	<b>(\$9,128.90)</b>	<b>71.37</b>
24301-0000-41924-0000-001016-0000	Flowthrough Grants from District	\$0.00	(\$44,715.00)	\$0.00	\$0.00	(\$44,715.00)	0.00
<b>Subtotal of Element: [Function] 0000 - Revenue</b>		<b>\$0.00</b>	<b>(\$44,715.00)</b>	<b>\$0.00</b>	<b>\$0.00</b>	<b>(\$44,715.00)</b>	<b>0.00</b>
<b>Subtotal of Element: [Fund] 24301 - CARES Act</b>		<b>\$0.00</b>	<b>(\$44,715.00)</b>	<b>\$0.00</b>	<b>\$0.00</b>	<b>(\$44,715.00)</b>	<b>0.00</b>
27107-0000-43202-0000-001016-0000	State Flow-through Grant	\$0.00	\$0.00	(\$1,605.21)	\$0.00	\$1,605.21	0.00
27107-0000-43204-0000-001016-0000	Prior Year Balances	\$0.00	(\$1,753.00)	\$0.00	\$0.00	(\$1,753.00)	0.00
<b>Subtotal of Element: [Function] 0000 - Revenue</b>		<b>\$0.00</b>	<b>(\$1,753.00)</b>	<b>(\$1,605.21)</b>	<b>\$0.00</b>	<b>(\$147.79)</b>	<b>91.57</b>
<b>Subtotal of Element: [Fund] 27107 - Literacy For Children @ Risk PED</b>		<b>\$0.00</b>	<b>(\$1,753.00)</b>	<b>(\$1,605.21)</b>	<b>\$0.00</b>	<b>(\$147.79)</b>	<b>91.57</b>
27130-0000-41924-0000-001016-0000	Flowthrough Grants from District	\$0.00	\$0.00	(\$500.00)	\$0.00	\$500.00	0.00
<b>Subtotal of Element: [Function] 0000 - Revenue</b>		<b>\$0.00</b>	<b>\$0.00</b>	<b>(\$500.00)</b>	<b>\$0.00</b>	<b>\$500.00</b>	<b>0.00</b>
<b>Subtotal of Element: [Fund] 27130 - Feminine Hygiene Products</b>		<b>\$0.00</b>	<b>\$0.00</b>	<b>(\$500.00)</b>	<b>\$0.00</b>	<b>\$500.00</b>	<b>0.00</b>
31200-0000-43209-0000-001016-0000	PSCOC Awards	\$0.00	(\$113,588.00)	\$0.00	\$0.00	(\$113,588.00)	0.00
<b>Subtotal of Element: [Function] 0000 - Revenue</b>		<b>\$0.00</b>	<b>(\$113,588.00)</b>	<b>\$0.00</b>	<b>\$0.00</b>	<b>(\$113,588.00)</b>	<b>0.00</b>
<b>Subtotal of Element: [Fund] 31200 - Public School Capital Outlay</b>		<b>\$0.00</b>	<b>(\$113,588.00)</b>	<b>\$0.00</b>	<b>\$0.00</b>	<b>(\$113,588.00)</b>	<b>0.00</b>
31600-0000-41110-0000-001016-0000	Ad Valorem Taxes - School District	(\$237.18)	(\$103,527.00)	(\$3,249.54)	\$0.00	(\$100,277.46)	3.13
<b>Subtotal of Element: [Function] 0000 - Revenue</b>		<b>(\$237.18)</b>	<b>(\$103,527.00)</b>	<b>(\$3,249.54)</b>	<b>\$0.00</b>	<b>(\$100,277.46)</b>	<b>3.14</b>
<b>Subtotal of Element: [Fund] 31600 - Capital Improvements HR-33</b>		<b>(\$237.18)</b>	<b>(\$103,527.00)</b>	<b>(\$3,249.54)</b>	<b>\$0.00</b>	<b>(\$100,277.46)</b>	<b>3.14</b>
31700-0000-43204-0000-001016-0000	Prior Year Balances	\$0.00	(\$401.00)	\$0.00	\$0.00	(\$401.00)	0.00
<b>Subtotal of Element: [Function] 0000 - Revenue</b>		<b>\$0.00</b>	<b>(\$401.00)</b>	<b>\$0.00</b>	<b>\$0.00</b>	<b>(\$401.00)</b>	<b>0.00</b>
<b>Subtotal of Element: [Fund] 31700 - Capital Improvements SR-9</b>		<b>\$0.00</b>	<b>(\$401.00)</b>	<b>\$0.00</b>	<b>\$0.00</b>	<b>(\$401.00)</b>	<b>0.00</b>
31701-0000-41110-0000-001016-0000	Revenue	(\$120.44)	(\$52,434.00)	(\$1,632.92)	\$0.00	(\$50,801.08)	3.11
<b>Subtotal of Element: [Function] 0000 - Revenue</b>		<b>(\$120.44)</b>	<b>(\$52,434.00)</b>	<b>(\$1,632.92)</b>	<b>\$0.00</b>	<b>(\$50,801.08)</b>	<b>3.11</b>
<b>Subtotal of Element: [Fund] 31701 - Capital Improvements SR-9 Local</b>		<b>(\$120.44)</b>	<b>(\$52,434.00)</b>	<b>(\$1,632.92)</b>	<b>\$0.00</b>	<b>(\$50,801.08)</b>	<b>3.11</b>

Grand Total		(\$139,125.62)	(\$2,102,358.00)	(\$615,780.61)	\$0.00	(\$1,486,577.39)	29.29
-------------	--	----------------	------------------	----------------	--------	------------------	-------

# Albuquerque Talent Development Academy

## Rollup Report

Cycle: FY2020-2021; 1st Detail Element: Object; 1st Detail Level: Highest; 2nd Detail Element: None; 2nd Detail Level: None; 3rd Detail Element: None; 3rd Detail Level: None; 4th Detail Element: None; 4th Detail Level: None; 5th Detail Element: None; 5th Detail Level: None; Account Expression: ([Object] > "51000") ; 1st Subtotal Element: Fund; 1st Subtotal Rollup Level: Lowest; 2nd Subtotal Element: None; 2nd Subtotal Rollup Level: None; 3rd Subtotal Element: None; 3rd Subtotal Rollup Level: None; 4th Subtotal Element: None; 4th Subtotal Rollup Level: None; 5th Subtotal Element: None; 5th Subtotal Rollup Level: None; Begin Date: 10/01/2020; End Date: 10/31/2020; Subtotal on Account Type: No; Include Encumbrances: Yes; Created On: 11/13/2020 3:43:54 PM

Object	Actuals (Selected Range)	Adopted Budget	Current Budget	Actuals (YTD)	Encumbrances (YTD)	Available	% of Budget
51000 - Personnel Services - Compensation	\$80,788.98	\$1,002,134.00	\$1,002,134.00	\$257,757.04	\$649,016.29	\$95,360.67	25.72
52000 - Personnel Services - Employee Benefits	\$25,796.42	\$335,017.00	\$335,017.00	\$98,022.20	\$199,604.13	\$37,390.67	29.26
53000 - Purchased Professional and Technical Services	\$2,267.50	\$87,725.00	\$87,725.00	\$15,471.39	\$75,281.71	(\$3,028.10)	17.64
54000 - Purchased Property Services	\$23,264.38	\$209,750.00	\$209,750.00	\$102,763.62	\$71,348.92	\$35,637.46	48.99
55000 - Other Purchased Services	\$408.88	\$100,615.00	\$100,615.00	\$28,338.87	\$34,340.21	\$37,935.92	28.17
56000 - Supplies	\$1,669.46	\$114,676.00	\$98,876.00	\$22,948.41	\$3,725.37	\$72,202.22	23.21
57000 - Property	\$971.14	\$44,144.00	\$44,144.00	\$971.14	\$60.00	\$43,112.86	2.20
<b>Subtotal of Element: [Fund] 11000 - Operational</b>	<b>\$135,166.76</b>	<b>\$1,894,061.00</b>	<b>\$1,878,261.00</b>	<b>\$526,272.67</b>	<b>\$1,033,376.63</b>	<b>\$318,611.70</b>	
51000 - Personnel Services - Compensation	\$83.34	\$11,750.00	\$11,750.00	\$250.02	\$749.98	\$10,750.00	2.13
52000 - Personnel Services - Employee Benefits	\$19.00	\$3,084.00	\$3,084.00	\$225.85	\$172.11	\$2,686.04	7.32
53000 - Purchased Professional and Technical Services	\$0.00	\$250.00	\$250.00	\$0.00	\$13,567.00	(\$13,317.00)	0.00
56000 - Supplies	\$0.00	\$13,532.00	\$13,532.00	\$9,715.14	\$1,500.00	\$2,316.86	71.79
<b>Subtotal of Element: [Fund] 24101 - Title I - IASA</b>	<b>\$102.34</b>	<b>\$28,616.00</b>	<b>\$28,616.00</b>	<b>\$10,191.01</b>	<b>\$15,989.09</b>	<b>\$2,435.90</b>	
51000 - Personnel Services - Compensation	\$0.00	\$38,570.00	\$38,570.00	\$0.00	\$36,540.00	\$2,030.00	0.00
52000 - Personnel Services - Employee Benefits	\$0.00	\$10,203.00	\$10,203.00	\$656.41	\$9,047.52	\$499.07	6.43
<b>Subtotal of Element: [Fund] 24106 - Entitlement IDEA-B</b>	<b>\$0.00</b>	<b>\$48,773.00</b>	<b>\$48,773.00</b>	<b>\$656.41</b>	<b>\$45,587.52</b>	<b>\$2,529.07</b>	
51000 - Personnel Services - Compensation	\$0.00	\$2,000.00	\$2,000.00	\$0.00	\$0.00	\$2,000.00	0.00
53000 - Purchased Professional and Technical Services	\$0.00	\$4,468.00	\$4,468.00	\$465.00	\$395.00	\$3,608.00	10.41
<b>Subtotal of Element: [Fund] 24154 - Teacher/Principal Training &amp; Recruiting</b>	<b>\$0.00</b>	<b>\$6,468.00</b>	<b>\$6,468.00</b>	<b>\$465.00</b>	<b>\$395.00</b>	<b>\$5,608.00</b>	
51000 - Personnel Services - Compensation	\$864.26	\$10,775.00	\$10,775.00	\$2,592.78	\$7,778.22	\$404.00	24.06
52000 - Personnel Services - Employee Benefits	\$362.00	\$2,788.00	\$2,788.00	\$1,246.39	\$3,274.37	(\$1,732.76)	44.71
53000 - Purchased Professional and Technical Services	\$0.00	\$18,319.00	\$18,319.00	\$0.00	\$15,908.00	\$2,411.00	0.00
56000 - Supplies	\$0.00	\$0.00	\$0.00	\$27,596.19	\$0.00	(\$27,596.19)	
<b>Subtotal of Element: [Fund] 24190 - CSI</b>	<b>\$1,226.26</b>	<b>\$31,882.00</b>	<b>\$31,882.00</b>	<b>\$31,435.36</b>	<b>\$26,960.59</b>	<b>(\$26,513.95)</b>	
53000 - Purchased Professional and Technical Services	\$15.00	\$0.00	\$0.00	\$15.00	\$0.00	(\$15.00)	
56000 - Supplies	\$0.00	\$1,500.00	\$1,500.00	\$0.00	\$0.00	\$1,500.00	0.00
<b>Subtotal of Element: [Fund] 21000 - Food Services</b>	<b>\$15.00</b>	<b>\$1,500.00</b>	<b>\$1,500.00</b>	<b>\$15.00</b>	<b>\$0.00</b>	<b>\$1,485.00</b>	
53000 - Purchased Professional and Technical Services	\$0.00	\$0.00	\$0.00	\$700.00	\$0.00	(\$700.00)	
56000 - Supplies	\$643.73	\$44,715.00	\$44,715.00	\$7,172.46	\$4,390.62	\$33,151.92	16.04
57000 - Property	\$0.00	\$0.00	\$0.00	\$0.00	\$27.99	(\$27.99)	
<b>Subtotal of Element: [Fund] 24301 - CARES Act</b>	<b>\$643.73</b>	<b>\$44,715.00</b>	<b>\$44,715.00</b>	<b>\$7,872.46</b>	<b>\$4,418.61</b>	<b>\$32,423.93</b>	
53000 - Purchased Professional and Technical Services	\$0.00	\$361,376.00	\$464,903.00	\$0.00	\$0.00	\$464,903.00	0.00
<b>Subtotal of Element: [Fund] 31600 - Capital Improvements HB-33</b>	<b>\$0.00</b>	<b>\$361,376.00</b>	<b>\$464,903.00</b>	<b>\$0.00</b>	<b>\$0.00</b>	<b>\$464,903.00</b>	
54000 - Purchased Property Services	\$0.00	\$0.00	\$113,588.00	\$0.00	\$0.00	\$113,588.00	0.00
<b>Subtotal of Element: [Fund] 31200 - Public School Capital Outlay</b>	<b>\$0.00</b>	<b>\$0.00</b>	<b>\$113,588.00</b>	<b>\$0.00</b>	<b>\$0.00</b>	<b>\$113,588.00</b>	
54000 - Purchased Property Services	\$0.00	\$401.00	\$401.00	\$0.00	\$0.00	\$401.00	0.00
<b>Subtotal of Element: [Fund] 31700 - Capital Improvements SB-9</b>	<b>\$0.00</b>	<b>\$401.00</b>	<b>\$401.00</b>	<b>\$0.00</b>	<b>\$0.00</b>	<b>\$401.00</b>	
54000 - Purchased Property Services	\$0.00	\$52,434.00	\$52,434.00	\$0.00	\$0.00	\$52,434.00	0.00
56000 - Supplies	\$0.00	\$89,541.00	\$89,541.00	\$0.00	\$1,042.50	\$88,498.50	0.00
57000 - Property	\$0.00	\$34,591.00	\$34,591.00	\$0.00	\$170.65	\$34,420.35	0.00
<b>Subtotal of Element: [Fund] 31701 - Capital Improvements SB-9 Local</b>	<b>\$0.00</b>	<b>\$176,566.00</b>	<b>\$176,566.00</b>	<b>\$0.00</b>	<b>\$1,213.15</b>	<b>\$175,352.85</b>	
56000 - Supplies	\$0.00	\$2,124.00	\$2,124.00	\$951.21	\$675.04	\$497.75	44.78
<b>Subtotal of Element: [Fund] 14000 - Total Instructional Materials Sub-Fund</b>	<b>\$0.00</b>	<b>\$2,124.00</b>	<b>\$2,124.00</b>	<b>\$951.21</b>	<b>\$675.04</b>	<b>\$497.75</b>	
56000 - Supplies	\$0.00	\$1,140.00	\$1,140.00	\$0.00	\$0.00	\$1,140.00	0.00

<b>Subtotal of Element: [Fund] 24153 - English Language Acquisition</b>	<b>\$0.00</b>	<b>\$1,140.00</b>	<b>\$1,140.00</b>	<b>\$0.00</b>	<b>\$0.00</b>	<b>\$1,140.00</b>	
56000 - Supplies	\$0.00	\$273.00	\$1,753.00	\$0.00	\$1,065.66	\$687.34	0.00
<b>Subtotal of Element: [Fund] 27107 - Literacy For Children @ Risk PED</b>	<b>\$0.00</b>	<b>\$273.00</b>	<b>\$1,753.00</b>	<b>\$0.00</b>	<b>\$1,065.66</b>	<b>\$687.34</b>	
56000 - Supplies	\$0.00	\$3,009.00	\$3,009.00	\$3,009.00	\$0.00	\$0.00	100.00
<b>Subtotal of Element: [Fund] 27109 - PED Safety in Schools</b>	<b>\$0.00</b>	<b>\$3,009.00</b>	<b>\$3,009.00</b>	<b>\$3,009.00</b>	<b>\$0.00</b>	<b>\$0.00</b>	
<b>Grand Total</b>	<b>\$137,154.09</b>	<b>\$2,600,904.00</b>	<b>\$2,803,699.00</b>	<b>\$580,868.12</b>	<b>\$1,129,681.29</b>	<b>\$1,093,149.59</b>	

# Albuquerque Talent Development Academy

## Account Summary Report

Cycle: FY2020-2021; Begin Date: 10/01/2020; End Date: 10/31/2020; Account Type: Expenditure; Subtotal Elements: Fund,Function; Account Expression: ([Fund] >= "11000") ; Subtotal By Account Type: No; Include Unposted Transactions: No; Created On: 11/13/2020 3:05:57 PM

Account Code	Description	Actual (Date Range)	Budget (YTD)	Actual (YTD)	Encumbrance (YTD)	Available (YTD)	% of Budget
11000-1000-51100-0000-001016-1612	Instruction-Salaries Expense	\$3,551.88	\$0.00	\$7,103.76	\$0.00	(\$7,103.76)	0.00
11000-1000-51100-1010-001016-1411	Instruction-Salaries Expense	\$31,319.94	\$488,378.00	\$93,959.82	\$281,879.18	\$112,539.00	19.23
11000-1000-51100-1010-001016-1711	Instruction-Salaries Expense	\$2,336.94	\$29,166.00	\$7,010.82	\$21,032.54	\$1,122.64	24.03
11000-1000-51100-2000-001016-1412	Instruction-Salaries Expense	\$4,293.16	\$0.00	\$12,879.48	\$2,098.52	(\$14,978.00)	0.00
11000-1000-51100-4020-001016-1214	Instruction-Salaries Expense	\$0.00	\$62,400.00	\$0.00	\$0.00	\$62,400.00	0.00
11000-1000-51100-4025-001016-1412	Instruction-Salaries Expense	\$3,457.00	\$0.00	\$10,371.00	\$31,113.00	(\$41,484.00)	0.00
11000-1000-51300-1010-001016-1411	Instruction-Additional Compensation	\$2,861.26	\$5,500.00	\$8,583.78	\$26,251.12	(\$29,334.90)	156.06
11000-1000-51300-4025-001016-1412	Instruction-Additional Compensation	\$166.66	\$0.00	\$499.98	\$1,500.02	(\$2,000.00)	0.00
11000-1000-51300-9000-001016-1618	Instruction-Additional Compensation	\$83.34	\$5,000.00	\$250.02	\$749.98	\$4,000.00	5.00
11000-1000-51300-9000-001016-1624	Instruction-Additional Compensation	\$0.00	\$1,000.00	\$0.00	\$0.00	\$1,000.00	0.00
11000-1000-52111-0000-001016-0000	Instruction-Educational Retirement	\$6,801.88	\$80,959.00	\$19,903.04	\$51,593.86	\$9,462.10	24.58
11000-1000-52112-0000-001016-0000	Instruction-ERA - Retiree Health	\$961.40	\$11,443.00	\$2,813.16	\$7,292.37	\$1,337.47	24.58
11000-1000-52210-0000-001016-0000	Instruction-FICA Payments	\$2,831.82	\$35,796.00	\$8,282.64	\$16,126.16	\$11,387.20	23.13
11000-1000-52220-0000-001016-0000	Instruction-Medicare Payments	\$662.32	\$8,372.00	\$1,937.14	\$3,771.72	\$2,663.14	23.13
11000-1000-52311-0000-001016-0000	Instruction-Health and Medical Premiums	\$3,347.08	\$29,768.00	\$9,861.58	\$30,123.72	(\$10,217.30)	33.12
11000-1000-52312-0000-001016-0000	Instruction-Life	\$35.64	\$377.00	\$85.42	\$210.35	\$81.23	22.65
11000-1000-52313-0000-001016-0000	Instruction-Dental	\$221.56	\$2,346.00	\$664.68	\$1,847.59	(\$166.27)	28.33
11000-1000-52314-0000-001016-0000	Instruction-Vision	\$35.81	\$490.00	\$107.43	\$322.41	\$60.16	21.92
11000-1000-52315-0000-001016-0000	Instruction-Disability	\$37.68	\$0.00	\$113.04	\$212.72	(\$325.76)	0.00
11000-1000-52500-0000-001016-0000	Instruction-Unemployment Compensation	\$19.38	\$1,148.00	\$49.15	\$727.42	\$371.43	4.28
11000-1000-52710-0000-001016-0000	Instruction-Workers Compensation Premium	\$0.00	\$7,514.00	\$15,892.85	\$0.00	(\$8,378.85)	211.50
11000-1000-52720-0000-001016-0000	Instruction-Workers Compensation Employer's Fee	\$31.26	\$140.00	\$30.96	\$48.18	\$60.86	22.11
11000-1000-53330-4020-001016-0000	Instruction-Professional Development	\$0.00	\$8,100.00	\$0.00	\$0.00	\$8,100.00	0.00
11000-1000-55915-1010-001016-0000	Instruction-Other Contract Services	\$0.00	\$0.00	\$0.00	\$1,000.00	(\$1,000.00)	0.00
11000-1000-55915-9000-001016-0000	Instruction-Other Contract Services	\$0.00	\$4,775.00	\$0.00	\$0.00	\$4,775.00	0.00
11000-1000-56112-1010-001016-0000	Instruction-Other Textbooks	\$0.00	\$0.00	\$1,058.61	\$84.27	(\$1,142.88)	0.00
11000-1000-56113-1010-001016-0000	Instruction-Software	\$0.00	\$0.00	\$2,927.81	\$0.00	(\$2,927.81)	0.00
11000-1000-56118-1010-001016-0000	Instruction-General Supplies and Materials	\$1,333.20	\$10,000.00	\$2,196.98	\$120.99	\$7,682.03	21.96
11000-1000-56118-2000-001016-0000	Instruction-General Supplies and Materials	\$0.00	\$0.00	\$0.00	\$110.00	(\$110.00)	0.00
11000-1000-56118-4020-001016-0000	Instruction-General Supplies and Materials	\$0.00	\$3,000.00	\$0.00	\$0.00	\$3,000.00	0.00
11000-1000-56118-9000-001016-0000	Instruction-General Supplies and Materials	\$0.00	\$1,000.00	\$0.00	\$0.00	\$1,000.00	0.00
11000-1000-57332-1010-001016-0000	Instruction-Supply Assets (\$5,000 or Less)	\$0.00	\$1,000.00	\$0.00	\$60.00	\$940.00	0.00
<b>Subtotal of Element: [Function] 1000 - Instruction</b>		<b>\$64,389.21</b>	<b>\$797,672.00</b>	<b>\$206,583.15</b>	<b>\$478,276.12</b>	<b>\$112,812.73</b>	<b>25.90</b>
11000-2100-51100-0000-001016-1214	Support Services-Students-Salaries Expense	\$5,050.00	\$0.00	\$15,150.00	\$45,450.00	(\$60,600.00)	0.00
11000-2100-51100-4025-001016-1211	Support Services-Students-Salaries Expense	\$0.00	\$71,660.00	\$0.00	\$0.00	\$71,660.00	0.00
11000-2100-51300-0000-001016-1214	Support Services-Students-Additional Compensation	\$16.66	\$200.00	\$5,099.98	\$150.02	(\$5,050.00)	2,549.99
11000-2100-52111-0000-001016-0000	Support Services-Students-Educational Retirement	\$716.94	\$14,963.00	\$2,865.39	\$5,808.62	\$6,288.99	19.14
11000-2100-52112-0000-001016-0000	Support Services-Students-ERA - Retiree Health	\$101.34	\$2,115.00	\$405.02	\$821.02	\$888.96	19.14
11000-2100-52210-0000-001016-0000	Support Services-Students-FICA Payments	\$314.14	\$6,557.00	\$1,255.52	\$0.00	\$5,301.48	19.14
11000-2100-52220-0000-001016-0000	Support Services-Students-Medicare Payments	\$73.46	\$1,534.00	\$293.61	\$0.00	\$1,240.39	19.14
11000-2100-52311-0000-001016-0000	Support Services-Students-Health and Medical Premiums	\$0.00	\$5,654.00	\$0.00	\$0.00	\$5,654.00	0.00
11000-2100-52312-0000-001016-0000	Support Services-Students-Life	\$2.64	\$73.00	\$6.18	\$23.76	\$43.06	8.46
11000-2100-52313-0000-001016-0000	Support Services-Students-Dental	\$0.00	\$540.00	\$0.00	\$0.00	\$540.00	0.00
11000-2100-52314-0000-001016-0000	Support Services-Students-Vision	\$0.00	\$96.00	\$0.00	\$0.00	\$96.00	0.00
11000-2100-52500-0000-001016-0000	Support Services-Students-Unemployment Compensation	\$0.00	\$205.00	\$0.00	\$85.13	\$119.87	0.00
11000-2100-52710-0000-001016-0000	Support Services-Students-Workers Compensation Premium	\$0.00	\$1,376.00	\$0.00	\$0.00	\$1,376.00	0.00

11000-2100-52720-0000-001016-0000	Support Services-Students-Workers Compensation Employer's Fee	\$2.30	\$25.00	\$2.30	\$6.90	\$15.80	9.20
11000-2100-53211-2000-001016-0000	Support Services-Students-Diagnosticians - Contracted	\$0.00	\$0.00	\$141.59	\$5,000.00	(\$5,141.59)	0.00
11000-2100-53212-4025-001016-0000	Support Services-Students-Speech Therapists - Contracted	\$0.00	\$20,000.00	\$2,019.96	\$17,980.04	\$0.00	10.09
11000-2100-53213-2000-001016-0000	Support Services-Students-Occupational Therapists - Contracted	\$0.00	\$0.00	\$0.00	\$393.00	(\$393.00)	0.00
11000-2100-53218-2000-001016-0000	Support Services-Students-Specialists - Contracted	\$0.00	\$0.00	\$0.00	\$16,506.00	(\$16,506.00)	0.00
11000-2100-53414-0000-001016-0000	Support Services-Students-Other Professional/Technical Services	\$0.00	\$0.00	\$0.00	\$197.00	(\$197.00)	0.00
11000-2100-57332-0000-001016-0000	Support Services-Students-Supply Assets (\$5,000 or Less)	\$971.14	\$43,144.00	\$971.14	\$0.00	\$42,172.86	2.25
<b>Subtotal of Element: [Function] 2100 - Support Services-Students</b>		<b>\$7,248.62</b>	<b>\$168,142.00</b>	<b>\$28,210.69</b>	<b>\$92,421.49</b>	<b>\$47,509.82</b>	<b>16.78</b>
11000-2200-51100-0000-001016-1212	Support Services-Instruction-Salaries Expense	\$1,002.60	\$12,513.00	\$3,007.80	\$9,023.41	\$481.79	24.03
11000-2200-52210-0000-001016-0000	Support Services-Instruction-FICA Payments	\$62.16	\$776.00	\$186.48	\$551.98	\$37.54	24.03
11000-2200-52220-0000-001016-0000	Support Services-Instruction-Medicare Payments	\$14.54	\$182.00	\$43.62	\$129.11	\$9.27	23.96
11000-2200-52312-0000-001016-0000	Support Services-Instruction-Life	\$0.00	\$29.00	\$0.00	\$0.00	\$29.00	0.00
11000-2200-52500-0000-001016-0000	Support Services-Instruction-Unemployment Compensation	\$3.30	\$82.00	\$9.90	\$29.42	\$42.68	12.07
11000-2200-52710-0000-001016-0000	Support Services-Instruction-Workers Compensation Premium	\$0.00	\$163.00	\$0.00	\$0.00	\$163.00	0.00
11000-2200-52720-0000-001016-0000	Support Services-Instruction-Workers Compensation Employer's Fee	\$2.30	\$10.00	\$2.30	\$6.63	\$1.07	23.00
11000-2200-56118-0000-001016-0000	Support Services-Instruction-General Supplies and Materials	\$0.00	\$0.00	\$2,759.61	\$0.00	(\$2,759.61)	0.00
<b>Subtotal of Element: [Function] 2200 - Support Services-Instruction</b>		<b>\$1,084.90</b>	<b>\$13,755.00</b>	<b>\$6,009.71</b>	<b>\$9,740.55</b>	<b>(\$1,995.26)</b>	<b>43.69</b>
11000-2300-51100-0000-001016-1111	Support Services-General Administration-Salaries Expense	\$8,160.00	\$98,800.00	\$28,560.00	\$69,360.00	\$880.00	28.90
11000-2300-52111-0000-001016-0000	Support Services-General Administration-Educational Retirement	\$1,154.64	\$13,981.00	\$4,041.24	\$9,814.44	\$125.32	28.90
11000-2300-52112-0000-001016-0000	Support Services-General Administration-ERA - Retiree Health	\$163.20	\$1,976.00	\$571.20	\$1,387.20	\$17.60	28.90
11000-2300-52210-0000-001016-0000	Support Services-General Administration-FICA Payments	\$469.44	\$6,126.00	\$1,644.03	\$3,990.24	\$491.73	26.83
11000-2300-52220-0000-001016-0000	Support Services-General Administration-Medicare Payments	\$109.78	\$1,433.00	\$384.47	\$933.13	\$115.40	26.82
11000-2300-52311-0000-001016-0000	Support Services-General Administration-Health and Medical Premiums	\$758.02	\$9,097.00	\$2,629.70	\$6,822.18	(\$354.88)	28.90
11000-2300-52312-0000-001016-0000	Support Services-General Administration-Life	\$2.64	\$29.00	\$8.54	\$23.76	(\$3.30)	29.44
11000-2300-52313-0000-001016-0000	Support Services-General Administration-Dental	\$51.32	\$412.00	\$179.62	\$461.88	(\$229.50)	43.59
11000-2300-52314-0000-001016-0000	Support Services-General Administration-Vision	\$8.48	\$76.00	\$29.68	\$76.32	(\$30.00)	39.05
11000-2300-52500-0000-001016-0000	Support Services-General Administration-Unemployment Compensation	\$0.00	\$82.00	\$0.00	\$85.14	(\$3.14)	0.00
11000-2300-52710-0000-001016-0000	Support Services-General Administration-Workers Compensation Premium	\$0.00	\$1,285.00	\$0.00	\$0.00	\$1,285.00	0.00
11000-2300-52720-0000-001016-0000	Support Services-General Administration-Workers Compensation Employer's Fee	\$2.30	\$10.00	\$2.30	\$6.90	\$0.80	23.00
11000-2300-53411-0000-001016-0000	Support Services-General Administration-Auditing	\$0.00	\$15,000.00	\$755.13	\$14,784.25	(\$539.38)	5.03
11000-2300-53413-0000-001016-0000	Support Services-General Administration-Legal	\$0.00	\$5,000.00	\$688.58	\$4,311.42	\$0.00	13.77
11000-2300-53711-0000-001016-0000	Support Services-General Administration-Other Charges	\$0.00	\$1,200.00	\$1,200.00	\$0.00	\$0.00	100.00
11000-2300-55400-0000-001016-0000	Support Services-General Administration-Advertising	\$0.00	\$1,660.00	\$2,992.26	\$2,540.24	(\$3,872.50)	180.25
11000-2300-55812-0000-001016-0000	Support Services-General Administration-Board Training	\$0.00	\$2,500.00	\$0.00	\$0.00	\$2,500.00	0.00
<b>Subtotal of Element: [Function] 2300 - Support Services-General Administration</b>		<b>\$10,879.82</b>	<b>\$158,667.00</b>	<b>\$43,686.75</b>	<b>\$114,597.10</b>	<b>\$383.15</b>	<b>27.53</b>
11000-2400-51100-0000-001016-1112	Support Services-School Administration-Salaries Expense	\$6,250.00	\$68,588.00	\$21,875.00	\$53,125.00	(\$6,412.00)	31.89
11000-2400-51100-0000-001016-1217	Support Services-School Administration-Salaries Expense	\$4,151.34	\$51,296.00	\$14,529.69	\$35,286.40	\$1,479.91	28.32
11000-2400-52111-0000-001016-0000	Support Services-School Administration-Educational Retirement	\$1,471.80	\$16,964.00	\$5,151.30	\$12,510.27	(\$697.57)	30.36
11000-2400-52112-0000-001016-0000	Support Services-School Administration-ERA - Retiree Health	\$208.02	\$2,398.00	\$728.07	\$1,768.17	(\$98.24)	30.36
11000-2400-52210-0000-001016-0000	Support Services-School Administration-FICA Payments	\$566.66	\$7,433.00	\$1,987.93	\$4,816.81	\$628.26	26.74
11000-2400-52220-0000-001016-0000	Support Services-School Administration-Medicare Payments	\$132.52	\$1,739.00	\$464.90	\$1,126.42	\$147.68	26.73
11000-2400-52311-0000-001016-0000	Support Services-School Administration-Health and Medical Premiums	\$1,798.34	\$21,899.00	\$6,182.50	\$15,664.90	\$51.60	28.23

11000-2400-52312-0000-001016-0000	Support Services-School Administration-Life	\$5.28	\$58.00	\$17.08	\$46.20	(\$5.28)	29.44
11000-2400-52313-0000-001016-0000	Support Services-School Administration-Dental	\$76.98	\$971.00	\$269.43	\$667.16	\$34.41	27.74
11000-2400-52314-0000-001016-0000	Support Services-School Administration-Vision	\$16.96	\$204.00	\$59.36	\$148.40	(\$3.76)	29.09
11000-2400-52315-0000-001016-0000	Support Services-School Administration-Disability	\$19.13	\$0.00	\$66.95	\$172.27	(\$239.22)	0.00
11000-2400-52500-0000-001016-0000	Support Services-School Administration-Unemployment Compensation	\$0.00	\$328.00	\$11.82	\$170.28	\$145.90	3.60
11000-2400-52710-0000-001016-0000	Support Services-School Administration-Workers Compensation Premium	\$0.00	\$1,428.00	\$0.00	\$0.00	\$1,428.00	0.00
11000-2400-52720-0000-001016-0000	Support Services-School Administration-Workers Compensation Employer's Fee	\$4.60	\$30.00	\$4.60	\$13.80	\$11.60	15.33
11000-2400-53330-0000-001016-0000	Support Services-School Administration-Professional Development	\$0.00	\$1,250.00	\$342.00	\$0.00	\$908.00	27.36
11000-2400-53711-0000-001016-0000	Support Services-School Administration-Other Charges	\$0.00	\$4,500.00	\$1,925.00	\$0.00	\$2,575.00	42.77
11000-2400-54610-0000-001016-0000	Support Services-School Administration-Renting Land and Buildings	\$0.00	\$1,750.00	\$0.00	\$0.00	\$1,750.00	0.00
11000-2400-55915-0000-001016-0000	Support Services-School Administration-Other Contract Services	\$0.00	\$1,700.00	\$222.75	\$2,500.00	(\$1,022.75)	13.10
11000-2400-56118-0000-001016-0000	Support Services-School Administration-General Supplies and Materials	\$16.00	\$4,500.00	\$918.83	\$926.45	\$2,654.72	20.41
<b>Subtotal of Element: [Function] 2400 - Support Services-School Administration</b>		<b>\$14,717.63</b>	<b>\$187,036.00</b>	<b>\$54,757.21</b>	<b>\$128,942.53</b>	<b>\$3,336.26</b>	<b>29.28</b>
11000-2500-51100-0000-001016-1114	Central Services-Salaries Expense	\$2,730.04	\$33,734.00	\$9,555.14	\$23,205.22	\$973.64	28.32
11000-2500-51100-0000-001016-1115	Central Services-Salaries Expense	\$5,358.16	\$65,560.00	\$18,753.56	\$45,544.44	\$1,262.00	28.60
11000-2500-51300-0000-001016-1217	Central Services-Additional Compensation	\$0.00	\$500.00	\$250.00	\$250.00	\$0.00	50.00
11000-2500-52111-0000-001016-0000	Central Services-Educational Retirement	\$1,144.48	\$14,050.00	\$4,005.68	\$9,728.04	\$316.28	28.51
11000-2500-52112-0000-001016-0000	Central Services-ERA - Retiree Health	\$161.76	\$1,986.00	\$566.16	\$1,374.93	\$44.91	28.50
11000-2500-52210-0000-001016-0000	Central Services-FICA Payments	\$477.31	\$6,188.00	\$1,661.52	\$1,450.22	\$3,076.26	26.85
11000-2500-52220-0000-001016-0000	Central Services-Medicare Payments	\$111.64	\$1,447.00	\$388.61	\$339.16	\$719.23	26.85
11000-2500-52311-0000-001016-0000	Central Services-Health and Medical Premiums	\$541.52	\$6,499.00	\$1,878.64	\$4,873.68	(\$253.32)	28.90
11000-2500-52312-0000-001016-0000	Central Services-Life	\$5.28	\$58.00	\$17.08	\$47.52	(\$6.60)	29.44
11000-2500-52313-0000-001016-0000	Central Services-Dental	\$34.32	\$433.00	\$120.12	\$308.88	\$4.00	27.74
11000-2500-52314-0000-001016-0000	Central Services-Vision	\$7.82	\$91.00	\$27.37	\$70.38	(\$6.75)	30.07
11000-2500-52500-0000-001016-0000	Central Services-Unemployment Compensation	\$8.63	\$164.00	\$29.74	\$162.28	(\$28.02)	18.13
11000-2500-52710-0000-001016-0000	Central Services-Workers Compensation Premium	\$0.00	\$1,299.00	\$0.00	\$0.00	\$1,299.00	0.00
11000-2500-52720-0000-001016-0000	Central Services-Workers Compensation Employer's Fee	\$4.60	\$20.00	\$4.60	\$14.07	\$1.33	23.00
11000-2500-53330-0000-001016-0000	Central Services-Professional Development	\$245.00	\$750.00	\$245.00	\$0.00	\$505.00	32.66
11000-2500-53414-0000-001016-0000	Central Services-Other Professional/Technical Services	\$2,022.50	\$31,000.00	\$8,110.13	\$15,760.00	\$7,129.87	26.16
11000-2500-53711-0000-001016-0000	Central Services-Other Charges	\$0.00	\$925.00	\$44.00	\$350.00	\$531.00	4.75
11000-2500-54630-0000-001016-0000	Central Services-Rentals - Computers and Related Equipment	\$117.09	\$2,250.00	\$645.56	\$786.44	\$818.00	28.69
11000-2500-55813-0000-001016-0000	Central Services-Employee Travel - Non-Teachers	\$0.00	\$400.00	\$186.63	\$0.00	\$213.37	46.65
11000-2500-55915-0000-001016-0000	Central Services-Other Contract Services	\$97.72	\$4,870.00	\$2,563.44	\$311.56	\$1,995.00	52.63
11000-2500-56113-0000-001016-0000	Central Services-Software	\$0.00	\$14,000.00	\$11,623.69	\$786.45	\$1,589.86	83.02
11000-2500-56118-0000-001016-0000	Central Services-General Supplies and Materials	\$250.26	\$78,376.00	\$1,332.98	\$1,432.22	\$75,610.80	1.70
<b>Subtotal of Element: [Function] 2500 - Central Services</b>		<b>\$13,318.13</b>	<b>\$264,600.00</b>	<b>\$62,009.65</b>	<b>\$106,795.49</b>	<b>\$95,794.86</b>	<b>23.44</b>
11000-2600-54311-0000-001016-0000	Operation & Maintenance of Plant-Maintenance & Repair Furniture/Fixtures/Equipment	\$0.00	\$2,750.00	\$0.00	\$1.00	\$2,749.00	0.00
11000-2600-54312-0000-001016-0000	Operation & Maintenance of Plant-Maintenance & Repair - Buildings And Grounds	\$0.00	\$1,000.00	\$1,160.14	\$0.00	(\$160.14)	116.01
11000-2600-54411-0000-001016-0000	Operation & Maintenance of Plant-Electricity	\$0.00	\$38,000.00	\$6,644.93	\$31,355.07	\$0.00	17.48
11000-2600-54415-0000-001016-0000	Operation & Maintenance of Plant-Water/Sewage	\$424.65	\$9,750.00	\$1,878.62	\$7,301.66	\$569.72	19.26
11000-2600-54416-0000-001016-0000	Operation & Maintenance of Plant-Communication Services	\$722.64	\$7,350.00	\$3,485.05	\$7,954.07	(\$4,089.12)	47.41
11000-2600-54610-0000-001016-0000	Operation & Maintenance of Plant-Renting Land and Buildings	\$22,000.00	\$144,000.00	\$88,000.00	\$22,000.00	\$34,000.00	61.11
11000-2600-54620-0000-001016-0000	Operation & Maintenance of Plant-Rental - Equipment and Vehicles	\$0.00	\$2,900.00	\$949.32	\$1,950.68	\$0.00	32.73
11000-2600-55200-0000-001016-0000	Operation & Maintenance of Plant-Property/Liability Insurance	\$304.42	\$23,460.00	\$21,334.01	\$2,435.36	(\$309.37)	90.93
11000-2600-55915-0000-001016-0000	Operation & Maintenance of Plant-Other Contract Services	\$6.74	\$61,250.00	\$1,039.78	\$25,553.05	\$34,657.17	1.69
11000-2600-56118-0000-001016-0000	Operation & Maintenance of Plant-General Supplies and Materials	\$70.00	\$3,800.00	\$129.90	\$264.99	\$3,405.11	3.41

<b>Subtotal of Element: [Function] 2600 - Operation &amp; Maintenance of Plant</b>		<b>\$23,528.45</b>	<b>\$294,260.00</b>	<b>\$124,621.75</b>	<b>\$98,815.88</b>	<b>\$70,822.37</b>	<b>42.35</b>
11000-3100-51100-0000-001016-1617	Food Services Operations-Salaries Expense	\$0.00	\$7,839.00	\$317.21	\$2,997.44	\$4,524.35	4.04
11000-3100-52111-0000-001016-0000	Food Services Operations-Educational Retirement	\$0.00	\$1,110.00	\$44.89	\$463.31	\$601.80	4.04
11000-3100-52112-0000-001016-0000	Food Services Operations-ERA - Retiree Health	\$0.00	\$157.00	\$6.34	\$65.38	\$85.28	4.03
11000-3100-52210-0000-001016-0000	Food Services Operations-FICA Payments	\$0.00	\$486.00	\$19.67	\$202.97	\$263.36	4.04
11000-3100-52220-0000-001016-0000	Food Services Operations-Medicare Payments	\$0.00	\$114.00	\$4.60	\$47.54	\$61.86	4.03
11000-3100-52312-0000-001016-0000	Food Services Operations-Life	\$0.00	\$29.00	\$0.00	\$0.00	\$29.00	0.00
11000-3100-52500-0000-001016-0000	Food Services Operations-Unemployment Compensation	\$0.00	\$82.00	\$1.05	\$10.83	\$70.12	1.28
11000-3100-52710-0000-001016-0000	Food Services Operations-Workers Compensation Premium	\$0.00	\$102.00	\$0.00	\$0.00	\$102.00	0.00
11000-3100-52720-0000-001016-0000	Food Services Operations-Workers Compensation Employer's Fee	\$0.00	\$10.00	\$0.00	\$0.00	\$10.00	0.00
<b>Subtotal of Element: [Function] 3100 - Food Services Operations</b>		<b>\$0.00</b>	<b>\$9,929.00</b>	<b>\$393.76</b>	<b>\$3,787.47</b>	<b>\$5,747.77</b>	<b>3.97</b>
<b>Subtotal of Element: [Fund] 11000 - Operational</b>		<b>\$135,166.76</b>	<b>\$1,894,061.00</b>	<b>\$526,272.67</b>	<b>\$1,033,376.63</b>	<b>\$334,411.70</b>	<b>27.79</b>
14000-1000-56108-1010-001016-0000	Instruction-Instructional Materials Credit - 50% Other	\$0.00	\$531.00	\$698.96	\$175.04	(\$343.00)	131.63
14000-1000-56111-1010-001016-0000	Instruction-Instructional Materials Cash - 50% Textbooks	\$0.00	\$1,593.00	\$252.25	\$500.00	\$840.75	15.83
<b>Subtotal of Element: [Function] 1000 - Instruction</b>		<b>\$0.00</b>	<b>\$2,124.00</b>	<b>\$951.21</b>	<b>\$675.04</b>	<b>\$497.75</b>	<b>44.78</b>
<b>Subtotal of Element: [Fund] 14000 - Total Instructional Materials Sub-Fund</b>		<b>\$0.00</b>	<b>\$2,124.00</b>	<b>\$951.21</b>	<b>\$675.04</b>	<b>\$497.75</b>	<b>44.78</b>
21000-3100-53330-0000-001016-0000	Food Services Operations-Professional Development	\$15.00	\$0.00	\$15.00	\$0.00	(\$15.00)	0.00
21000-3100-56118-0000-001016-0000	Food Services Operations-General Supplies and Materials	\$0.00	\$1,500.00	\$0.00	\$0.00	\$1,500.00	0.00
<b>Subtotal of Element: [Function] 3100 - Food Services Operations</b>		<b>\$15.00</b>	<b>\$1,500.00</b>	<b>\$15.00</b>	<b>\$0.00</b>	<b>\$1,485.00</b>	<b>1.00</b>
<b>Subtotal of Element: [Fund] 21000 - Food Services</b>		<b>\$15.00</b>	<b>\$1,500.00</b>	<b>\$15.00</b>	<b>\$0.00</b>	<b>\$1,485.00</b>	<b>1.00</b>
24101-1000-51300-1010-001016-1411	Instruction-Additional Compensation	\$83.34	\$1,000.00	\$250.02	\$749.98	\$0.00	25.00
24101-1000-52111-0000-001016-0000	Instruction-Educational Retirement	\$11.80	\$149.00	\$35.40	\$106.20	\$7.40	23.75
24101-1000-52112-0000-001016-0000	Instruction-ERA - Retiree Health	\$1.66	\$30.00	\$4.98	\$14.94	\$10.08	16.60
24101-1000-52210-0000-001016-0000	Instruction-FICA Payments	\$4.46	\$62.00	\$13.42	\$40.14	\$8.44	21.64
24101-1000-52220-0000-001016-0000	Instruction-Medicare Payments	\$1.04	\$18.00	\$3.14	\$9.36	\$5.50	17.44
24101-1000-52312-0000-001016-0000	Instruction-Life	\$0.00	\$1.00	\$0.00	\$0.00	\$1.00	0.00
24101-1000-52500-0000-001016-0000	Instruction-Unemployment Compensation	\$0.00	\$7.00	\$0.00	\$1.35	\$5.65	0.00
24101-1000-52710-0000-001016-0000	Instruction-Workers Compensation Premium	\$0.00	\$0.00	\$168.87	\$0.00	(\$168.87)	0.00
24101-1000-52720-0000-001016-0000	Instruction-Workers Compensation Employer's Fee	\$0.04	\$0.00	\$0.04	\$0.12	(\$0.16)	0.00
24101-1000-56113-1010-001016-0000	Instruction-Software	\$0.00	\$12,250.00	\$9,100.00	\$1,500.00	\$1,650.00	74.28
24101-1000-56118-1010-001016-0000	Instruction-General Supplies and Materials	\$0.00	\$999.00	\$615.14	\$0.00	\$383.86	61.57
<b>Subtotal of Element: [Function] 1000 - Instruction</b>		<b>\$102.34</b>	<b>\$14,516.00</b>	<b>\$10,191.01</b>	<b>\$2,422.09</b>	<b>\$1,902.90</b>	<b>70.21</b>
24101-2100-51100-2000-001016-1214	Support Services-Students-Salaries Expense	\$0.00	\$10,750.00	\$0.00	\$0.00	\$10,750.00	0.00
24101-2100-52111-0000-001016-0000	Support Services-Students-Educational Retirement	\$0.00	\$1,603.00	\$0.00	\$0.00	\$1,603.00	0.00
24101-2100-52112-0000-001016-0000	Support Services-Students-ERA - Retiree Health	\$0.00	\$269.00	\$0.00	\$0.00	\$269.00	0.00
24101-2100-52210-0000-001016-0000	Support Services-Students-FICA Payments	\$0.00	\$667.00	\$0.00	\$0.00	\$667.00	0.00
24101-2100-52220-0000-001016-0000	Support Services-Students-Medicare Payments	\$0.00	\$156.00	\$0.00	\$0.00	\$156.00	0.00
24101-2100-52312-0000-001016-0000	Support Services-Students-Life	\$0.00	\$8.00	\$0.00	\$0.00	\$8.00	0.00
24101-2100-52500-0000-001016-0000	Support Services-Students-Unemployment Compensation	\$0.00	\$4.00	\$0.00	\$0.00	\$4.00	0.00
24101-2100-52710-0000-001016-0000	Support Services-Students-Workers Compensation Premium	\$0.00	\$110.00	\$0.00	\$0.00	\$110.00	0.00
24101-2100-53218-1010-001016-0000	Support Services-Students-Specialists - Contracted	\$0.00	\$0.00	\$0.00	\$13,567.00	(\$13,567.00)	0.00
24101-2100-53711-0000-001016-0000	Support Services-Students-Other Charges	\$0.00	\$250.00	\$0.00	\$0.00	\$250.00	0.00
24101-2100-56118-0000-001016-0000	Support Services-Students-General Supplies and Materials	\$0.00	\$283.00	\$0.00	\$0.00	\$283.00	0.00
<b>Subtotal of Element: [Function] 2100 - Support Services-Students</b>		<b>\$0.00</b>	<b>\$14,100.00</b>	<b>\$0.00</b>	<b>\$13,567.00</b>	<b>\$533.00</b>	<b>0.00</b>
<b>Subtotal of Element: [Fund] 24101 - Title I - IASA</b>		<b>\$102.34</b>	<b>\$28,616.00</b>	<b>\$10,191.01</b>	<b>\$15,989.09</b>	<b>\$2,435.90</b>	<b>35.61</b>
24106-1000-51100-2000-001016-1412	Instruction-Salaries Expense	\$0.00	\$38,570.00	\$0.00	\$36,540.00	\$2,030.00	0.00



24106-1000-52111-0000-001016-0000	Instruction-Educational Retirement	\$0.00	\$5,405.00	\$0.00	\$5,170.32	\$234.68	0.00
24106-1000-52112-0000-001016-0000	Instruction-ERA - Retiree Health	\$0.00	\$764.00	\$0.00	\$730.77	\$33.23	0.00
24106-1000-52210-0000-001016-0000	Instruction-FICA Payments	\$0.00	\$2,368.00	\$0.00	\$2,259.47	\$108.53	0.00
24106-1000-52220-0000-001016-0000	Instruction-Medicare Payments	\$0.00	\$534.00	\$0.00	\$528.28	\$5.72	0.00
24106-1000-52312-0000-001016-0000	Instruction-Life	\$0.00	\$29.00	\$0.00	\$21.25	\$7.75	0.00
24106-1000-52313-0000-001016-0000	Instruction-Dental	\$0.00	\$466.00	\$0.00	\$137.87	\$328.13	0.00
24106-1000-52314-0000-001016-0000	Instruction-Vision	\$0.00	\$73.00	\$0.00	\$0.00	\$73.00	0.00
24106-1000-52315-0000-001016-0000	Instruction-Disability	\$0.00	\$0.00	\$0.00	\$119.00	(\$119.00)	0.00
24106-1000-52500-0000-001016-0000	Instruction-Unemployment Compensation	\$0.00	\$59.00	\$0.00	\$80.56	(\$21.56)	0.00
24106-1000-52710-0000-001016-0000	Instruction-Workers Compensation Premium	\$0.00	\$497.00	\$656.41	\$0.00	(\$159.41)	132.07
24106-1000-52720-0000-001016-0000	Instruction-Workers Compensation Employer's Fee	\$0.00	\$8.00	\$0.00	\$0.00	\$8.00	0.00
<b>Subtotal of Element: [Function] 1000 - Instruction</b>		<b>\$0.00</b>	<b>\$48,773.00</b>	<b>\$656.41</b>	<b>\$45,587.52</b>	<b>\$2,529.07</b>	<b>1.35</b>
<b>Subtotal of Element: [Fund] 24106 - Entitlement INFA-R</b>		<b>\$0.00</b>	<b>\$48,773.00</b>	<b>\$656.41</b>	<b>\$45,587.52</b>	<b>\$2,529.07</b>	<b>1.35</b>
24153-1000-56113-1010-001016-0000	Instruction-Software	\$0.00	\$1,140.00	\$0.00	\$0.00	\$1,140.00	0.00
<b>Subtotal of Element: [Function] 1000 - Instruction</b>		<b>\$0.00</b>	<b>\$1,140.00</b>	<b>\$0.00</b>	<b>\$0.00</b>	<b>\$1,140.00</b>	<b>0.00</b>
<b>Subtotal of Element: [Fund] 24153 - English Language Acquisition</b>		<b>\$0.00</b>	<b>\$1,140.00</b>	<b>\$0.00</b>	<b>\$0.00</b>	<b>\$1,140.00</b>	<b>0.00</b>
24154-1000-51300-1010-001016-1411	Instruction-Additional Compensation	\$0.00	\$2,000.00	\$0.00	\$0.00	\$2,000.00	0.00
24154-1000-53330-1010-001016-0000	Instruction-Professional Development	\$0.00	\$4,468.00	\$465.00	\$395.00	\$3,608.00	10.40
<b>Subtotal of Element: [Function] 1000 - Instruction</b>		<b>\$0.00</b>	<b>\$6,468.00</b>	<b>\$465.00</b>	<b>\$395.00</b>	<b>\$5,608.00</b>	<b>7.19</b>
<b>Subtotal of Element: [Fund] 24154 - Teacher/Principial Training &amp; Recruiting</b>		<b>\$0.00</b>	<b>\$6,468.00</b>	<b>\$465.00</b>	<b>\$395.00</b>	<b>\$5,608.00</b>	<b>7.19</b>
24190-1000-51100-1010-001016-1411	Instruction-Salaries Expense	\$864.26	\$10,775.00	\$2,592.78	\$7,778.22	\$404.00	24.06
24190-1000-52111-0000-001016-0000	Instruction-Educational Retirement	\$122.30	\$1,525.00	\$366.90	\$1,100.70	\$57.40	24.05
24190-1000-52112-0000-001016-0000	Instruction-ERA - Retiree Health	\$17.28	\$216.00	\$51.84	\$155.52	\$8.64	24.00
24190-1000-52210-0000-001016-0000	Instruction-FICA Payments	\$47.06	\$668.00	\$141.54	\$423.54	\$102.92	21.18
24190-1000-52220-0000-001016-0000	Instruction-Medicare Payments	\$11.00	\$156.00	\$33.08	\$99.00	\$23.92	21.20
24190-1000-52311-0000-001016-0000	Instruction-Health and Medical Premiums	\$156.04	\$0.00	\$459.28	\$1,404.36	(\$1,863.64)	0.00
24190-1000-52312-0000-001016-0000	Instruction-Life	\$0.52	\$0.00	\$1.48	\$4.68	(\$6.16)	0.00
24190-1000-52313-0000-001016-0000	Instruction-Dental	\$6.54	\$0.00	\$19.62	\$58.86	(\$78.48)	0.00
24190-1000-52314-0000-001016-0000	Instruction-Vision	\$1.26	\$0.00	\$3.78	\$11.34	(\$15.12)	0.00
24190-1000-52500-0000-001016-0000	Instruction-Unemployment Compensation	\$0.00	\$82.00	\$0.00	\$16.37	\$65.63	0.00
24190-1000-52710-0000-001016-0000	Instruction-Workers Compensation Premium	\$0.00	\$141.00	\$168.87	\$0.00	(\$27.87)	119.76
24190-1000-56113-1010-001016-0000	Instruction-Software	\$0.00	\$0.00	\$27,596.19	\$0.00	(\$27,596.19)	0.00
<b>Subtotal of Element: [Function] 1000 - Instruction</b>		<b>\$1,226.26</b>	<b>\$13,563.00</b>	<b>\$31,435.36</b>	<b>\$11,052.59</b>	<b>(\$28,924.95)</b>	<b>231.77</b>
24190-2100-53218-2000-001016-0000	Support Services-Students-Specialists - Contracted	\$0.00	\$18,319.00	\$0.00	\$15,908.00	\$2,411.00	0.00
<b>Subtotal of Element: [Function] 2100 - Support Services-Students</b>		<b>\$0.00</b>	<b>\$18,319.00</b>	<b>\$0.00</b>	<b>\$15,908.00</b>	<b>\$2,411.00</b>	<b>0.00</b>
<b>Subtotal of Element: [Fund] 24190 - CSI</b>		<b>\$1,226.26</b>	<b>\$31,882.00</b>	<b>\$31,435.36</b>	<b>\$26,960.59</b>	<b>(\$26,513.95)</b>	<b>98.60</b>
24301-1000-53330-1010-001016-0000	Instruction-Professional Development	\$0.00	\$0.00	\$700.00	\$0.00	(\$700.00)	0.00
24301-1000-56112-1010-001016-0000	Instruction-Other Textbooks	\$0.00	\$0.00	\$5,332.50	\$0.00	(\$5,332.50)	0.00
24301-1000-56113-1010-001016-0000	Instruction-Software	\$0.00	\$14,715.00	\$499.00	\$4,261.80	\$9,954.20	3.39
24301-1000-57332-1000-001016-0000	Instruction-Supply Assets (\$5,000 or Less)	\$0.00	\$0.00	\$0.00	\$27.99	(\$27.99)	0.00
<b>Subtotal of Element: [Function] 1000 - Instruction</b>		<b>\$0.00</b>	<b>\$14,715.00</b>	<b>\$6,531.50</b>	<b>\$4,289.79</b>	<b>\$3,893.71</b>	<b>44.39</b>
24301-2600-56118-0000-001016-0000	Operation & Maintenance of Plant-General Supplies and Materials	\$643.73	\$30,000.00	\$1,340.96	\$128.82	\$28,530.22	4.46
<b>Subtotal of Element: [Function] 2600 - Operation &amp; Maintenance of Plant</b>		<b>\$643.73</b>	<b>\$30,000.00</b>	<b>\$1,340.96</b>	<b>\$128.82</b>	<b>\$28,530.22</b>	<b>4.47</b>
<b>Subtotal of Element: [Fund] 24301 - CARES Act</b>		<b>\$643.73</b>	<b>\$44,715.00</b>	<b>\$7,872.46</b>	<b>\$4,418.61</b>	<b>\$32,423.93</b>	<b>17.61</b>
27107-2200-56114-0000-001016-0000	Support Services-Instruction-Library And Audio-Visual	\$0.00	\$1,753.00	\$0.00	\$1,065.66	\$687.34	0.00
<b>Subtotal of Element: [Function] 2200 - Support Services-Instruction</b>		<b>\$0.00</b>	<b>\$1,753.00</b>	<b>\$0.00</b>	<b>\$1,065.66</b>	<b>\$687.34</b>	<b>0.00</b>
<b>Subtotal of Element: [Fund] 27107 - Literacy For Children @ Risk PED</b>		<b>\$0.00</b>	<b>\$1,753.00</b>	<b>\$0.00</b>	<b>\$1,065.66</b>	<b>\$687.34</b>	<b>0.00</b>
27109-1000-56108-1010-001016-0000	Instruction-Instructional Materials Credit - 50% Other	\$0.00	\$3,009.00	\$0.00	\$0.00	\$3,009.00	0.00

27109-1000-56111-1010-001016-0000	Instruction-Instructional Materials Cash - 50% Textbooks	\$0.00	\$0.00	\$3,009.00	\$0.00	(\$3,009.00)	0.00
<b>Subtotal of Element: [Function] 1000 - Instruction</b>		<b>\$0.00</b>	<b>\$3,009.00</b>	<b>\$3,009.00</b>	<b>\$0.00</b>	<b>\$0.00</b>	<b>100.00</b>
<b>Subtotal of Element: [Fund] 27109 - PED Safety in Schools</b>		<b>\$0.00</b>	<b>\$3,009.00</b>	<b>\$3,009.00</b>	<b>\$0.00</b>	<b>\$0.00</b>	<b>100.00</b>
31200-4000-54610-0000-001016-0000	Capital Outlay-Renting Land and Buildings	\$0.00	\$113,588.00	\$0.00	\$0.00	\$113,588.00	0.00
<b>Subtotal of Element: [Function] 4000 - Capital Outlay</b>		<b>\$0.00</b>	<b>\$113,588.00</b>	<b>\$0.00</b>	<b>\$0.00</b>	<b>\$113,588.00</b>	<b>0.00</b>
<b>Subtotal of Element: [Fund] 31200 - Public School Capital Outlay</b>		<b>\$0.00</b>	<b>\$113,588.00</b>	<b>\$0.00</b>	<b>\$0.00</b>	<b>\$113,588.00</b>	<b>0.00</b>
31600-4000-54640-0000-001016-0000	Capital Outlay-Rentals - Lease to Purchase	\$0.00	\$464,903.00	\$0.00	\$0.00	\$464,903.00	0.00
<b>Subtotal of Element: [Function] 4000 - Capital Outlay</b>		<b>\$0.00</b>	<b>\$464,903.00</b>	<b>\$0.00</b>	<b>\$0.00</b>	<b>\$464,903.00</b>	<b>0.00</b>
<b>Subtotal of Element: [Fund] 31600 - Capital Improvements HR-33</b>		<b>\$0.00</b>	<b>\$464,903.00</b>	<b>\$0.00</b>	<b>\$0.00</b>	<b>\$464,903.00</b>	<b>0.00</b>
31700-4000-54315-0000-001016-0000	Capital Outlay-Maintenance & Repair - Bldgs/Grnds/Equipment (SR-9)	\$0.00	\$401.00	\$0.00	\$0.00	\$401.00	0.00
<b>Subtotal of Element: [Function] 4000 - Capital Outlay</b>		<b>\$0.00</b>	<b>\$401.00</b>	<b>\$0.00</b>	<b>\$0.00</b>	<b>\$401.00</b>	<b>0.00</b>
<b>Subtotal of Element: [Fund] 31700 - Capital Improvements SR-9</b>		<b>\$0.00</b>	<b>\$401.00</b>	<b>\$0.00</b>	<b>\$0.00</b>	<b>\$401.00</b>	<b>0.00</b>
31701-4000-54315-0000-001016-0000	Capital Outlay-Maintenance & Repair - Bldgs/Grnds/Equipment (SR-9)	\$0.00	\$52,434.00	\$0.00	\$0.00	\$52,434.00	0.00
31701-4000-56113-0000-001016-0000	Capital Outlay-Software	\$0.00	\$4,850.00	\$0.00	\$1,042.50	\$3,807.50	0.00
31701-4000-56118-0000-001016-0000	Capital Outlay-General Supplies and Materials	\$0.00	\$84,691.00	\$0.00	\$0.00	\$84,691.00	0.00
31701-4000-57332-0000-001016-0000	Capital Outlay-Supply Assets (\$5,000 or Less)	\$0.00	\$34,591.00	\$0.00	\$170.65	\$34,420.35	0.00
<b>Subtotal of Element: [Function] 4000 - Capital Outlay</b>		<b>\$0.00</b>	<b>\$176,566.00</b>	<b>\$0.00</b>	<b>\$1,213.15</b>	<b>\$175,352.85</b>	<b>0.00</b>
<b>Subtotal of Element: [Fund] 31701 - Capital Improvements SR-9 Local</b>		<b>\$0.00</b>	<b>\$176,566.00</b>	<b>\$0.00</b>	<b>\$1,213.15</b>	<b>\$175,352.85</b>	<b>0.00</b>
<b>Grand Total</b>		<b>\$137,154.09</b>	<b>\$2,819,499.00</b>	<b>\$580,868.12</b>	<b>\$1,129,681.29</b>	<b>\$1,108,949.59</b>	<b>20.60</b>

# Albuquerque Talent Development Academy

## Voucher by Warrant with Date Range Report

Accounting Cycle: FY2020-2021; Voucher: [All]; Warrant Status: Non-Void; Order By: Voucher; Begin Date: 10/01/2020; End Date: 10/31/2020; Created On: 11/13/2020 3:16:57 PM

Warrant Date	Warrant Number	Vendor	Amount
10/06/2020	15315	NM Bank & Trust	\$317.00
10/07/2020	15274	Adelante Development Center	\$97.72
10/07/2020	15275	Albuquerque Bernalillo County Water Utility Authority	\$424.65
10/07/2020	15276	Amazon	\$307.79
10/07/2020	15277	J and J Technical Services	\$2,581.28
10/07/2020	15278	Konica Minolta Premier	\$117.09
10/07/2020	15279	NM Assoc. of School Business Officials	\$245.00
10/07/2020	15280	Purchase Power	\$250.26
10/07/2020	15281	Sandia Office Supply	\$1,453.14
10/07/2020	15282	Saylor Family Trust, LLC	\$22,304.42
10/07/2020	15283	School Nurse Supply Inc.	\$971.14
10/07/2020	15284	Verizon Wireless	\$111.36
10/07/2020	15285	William Patterson	\$6.74
<b>Sub Total</b>			<b>\$29,187.59</b>

# Albuquerque Talent Development Academy

## Payroll Voucher Management Report

[Cycle Name]: "FY2020-2021"; Created On: 11/13/2020 5:09:41 PM

Voucher Status	Voucher Number	Voucher Date	Description	Voucher Total
Paid	1942	10/30/2020	DD 21-07 - 10/30/2020	\$26,098.03
Paid	1940	10/30/2020	EFTPS 21-07 - 10/30/2020	\$9,213.53
Paid	1939	10/28/2020	WC for 2020 Q3	\$77.40
Paid	1925	10/27/2020	SUTA 2020 Q3	\$137.27
Paid	1937	10/13/2020	EFTPS 21-06 - 10/15/2020	\$9,235.76
Paid	1938	10/13/2020	DD 21-06 - 10/15/2020	\$26,128.04
Paid	1930	10/05/2020	Aflac for 2020 09	\$247.96
Paid	1931	10/05/2020	NMPSIA for 2020 10	\$11,924.44
Paid	1932	10/05/2020	CRS for 2020 09	\$2,205.04
Paid	1933	10/05/2020	ERB for 2020 09	\$20,105.93
Paid	1934	10/05/2020	RHC for 2020 09	\$2,427.95
Paid	1935	10/05/2020	FFGA for 2020 09	\$35.40
Paid	1936	10/05/2020	InvesTrust for 2020 09	\$300.00

